

Medical Doctorate (M.D.) Degree of Dermatology, Venereology & Andrology Log Book

" كراسة الأنشطة "

**اللائمة لحصول المتدرب على درجة الدكتوراه فى الأمراض الجلدية
والتناسلية و أمراض الذكورة
2016/2017**

Contents

NO	SUBJECT	PAGE
1	Personal data	
2	Instructions to the use of logbook	
3	Program aims and curriculum structure	
4	First part Essential Courses	
5	Specialized Courses Course	
6	Elective course 1	
7	Elective course 2	
8	Other Scientific Activities	
9	MD Degree Thesis pathway	
10	Declaration:	

Personal Data :-

Name.....


Date of birth.....

Address.....

Place of work.....

Telephones.....**Mobile phone(s)**.....

E mail.....



Name of hospital	Period of work	Hospital director signature

Academic Information

MBBCh...../...../..... University

GradeMSc... University

Grade

Grade of Internal Medicine course on graduation

Others...../...../..... University

...../...../..... University

*** Aim of the activities book**

To provide one source of evidence for the assessment committee that you attained the desired level of competency required to gain the award.

In this book you will document all clinical, academic and other experiences and skills you attained during your training.

Sections of the book

For each module / course / rotation

You should fill the following sections:-

1- Clinical case log

- 1- You will first find list with all required cases in the concerned module and the minimum number of cases you must get exposed to and level of participation you should achieve for each type of cases.
- 2- You should record all clinical cases in the module and each case should be signed by you trainer.

2- Clinical case presentation log

Record the cases related to the module that you have presented in a seminar of the activity.

3- Procedures / operations log

- 1- You will find a list for required procedure, diagnostic – therapeutic operations and level of desired performance you should achieve at the end of training.
- 2- You will find empty tables to write down the procedure, you level of participation

and date and signature of supervisor.

4- Rotation / attendance proof

You should have evidence of achievement the required training hours within each module.

For the whole program fill the following sections

.

1- Academic activities

A- Document all academic activities e.g. lecture, journal clubs, workshops, conference, services attended. This documentation should include the level of participation " attendance, preparation, presentation,....."

2- Academic achievements

A- Document all outcomes you achieved in the field of:-

- Audit participation
- Research "clinical trial" participation.
- Evidence- based medicine "generation of guidelines" protocols
-

3- Formative assessment log

This document all types of formative assessment attended e.g.:-

- Mini clinical examination
- Quiseses

DERMATOLOGY COURSE

Rotation / attendance proof الأماكن التي تدرب بها

أسم المستشفى التي تدرب بها	توقيع رئيس القسم	توقيع مدير المستشفى

Requirements

- **Credit points:** 14.5 credit points for didactic (lectures, seminars, tutorial) and 74 credit point for training.
- Minimal rate of attendance 80% of training and didactic

Year 1

Year 1(1.5 credit points for Didactic teaching)

Name of the course	Credit points	Responsible department	Attendance	Percentage of Achieved points
Dermatology	1.5CP	Dermatology, Venereology, and Andrology department	Year 1	10.3 % of the didactics
			Topics and attendance	
	0.5CP		5 hours -Normal skin anatomy and histology 1.5hr -Physiological functions of the skin in relation to its structure 1.5hr -Diagnosis of skin diseases (excluding histopathology)0.5 hr - Epidemiology of skin diseases 0.5 hr -Racial influence on the skin 0.5 hr -Ages of man and their dermatoses 0.5hr	3.4%
	1 CP		10 hours -Molecular Biology 1hr -Skin inflammation: Cells, molecules, mediators and their inter-relation 4hr -Dermatologic immunology, allergy and photoimmunolgy 4hr -Wound healing and skin regeneration 1hr	6.9%
Student signature			Principle coordinator Signature	Head of the department signature

- **Didactic hours include lectures, seminars, tutorials conferences or workshops with:**
- Attendance of at least 75% of the Didactics seminars
- Presentation of at least 1 time in the seminar every 6 seminars

Year 1(14 credit point for training)

Clinical training	Credit points	Responsible department	Attendance	Percentage of Achieved points
-------------------	---------------	------------------------	------------	-------------------------------

Clinical training (dermatologic diseases) in dermatology units	14 CP	Dermatology, Venereology, and Andrology department	14 CP out of 74 CP for training in year 1	19% of total training of unit 1
	4CP		<ul style="list-style-type: none"> ➤ Practice with clinical cases for at least 3 months in the department including interpretation of their different skin lesions and related laboratory investigations. ➤ Log of dermatology cases as mentioned below ➤ Procedures and clinical skills log as mentioned below. 	5.4%
	2CP		➤ Attendance of at least 20 weeks in the Outpatient dermatology clinics (3 hours /day)	2.7%
	2 CP		➤ Attendance of at least 30% of clinical rounds of dermatology (2 hours /week for 20 weeks)	2.7%
	2CP		➤ Attendance of at least 75% of Clinical seminars (1hour/week)+ case presentation(1/6 weeks)	2.7%
	2 CP		➤ Attendance of Clinical teaching (1hour /week for 20 weeks)	2.7%
	1CP		➤ Attend or share in clinical teaching of medical colleagues (students or junior residents) 2 hours /week for 20 week	1.4%
	1 CP		➤ Formative assessment	1.4%
Student signature			Principle coordinator Signature	Head of the department signature

Management plan of the following case log

Case	Number
-Management plan of Psoriasis	At least 30
-Management plan of Disorders of keratinization.	At least 10
Management plan of Bullous skin diseases.	At least 20
Management plan of Eczematous skin conditions	At least 20
Management plan of Cutaneous pigmentary disorders	At least 20
Management plan of Drug reactions	At least 20
Management plan of Cutaneous infections.	At least 20
Management plan of Leprosy.	At least 10
Management plan of Genodermatoses.	At least 10
Management plan of acne , rosacea and related dermatoses	At least 30
Management plan of Autoimmune connective tissue diseases	At least 10
Management plan of hair disorders	At least 5

*Level of competence:



The candidate will begin with level C, and at the end of clinical training will achieve level A in most required professional skills associated with training education and supervision of colleagues (candidate of master degree).

A -Plan and carry out independently

B- Carry out independently.

C - Carry out under supervisions.

Procedure and clinical skills log of:

 Independently Perform:	 Order and interpret:
<ul style="list-style-type: none"> • Clinical sheet . • Follow up chart for clinical assessment • Treatment chart. • Discharge card. • Consultation of other subspecialties. • Laser treatment • Chemical peeling • Microdermabrasion • Electrocauterization • Cryosurgery • Skin biopsy • Fungal scrapping 	<ul style="list-style-type: none"> • Phototherapy regimens for different dermatologic diseases • Routine laboratory investigations. • Specific investigation and findings of reports related to case log.

Year 2

Year 2 (3.75 credit points for didactic)

Name of the course/ unit	Credit points	Responsible department	Attendance	Percentage of Achieved points
Dermatology	3.75 CP	Dermatology, Venereology, and Andrology department	Year 2	25.9% of the didactics
			Topics and attendance	%
	1 CP		10 hours - Genetics and Genodermatoses 3hr - Prenatal diagnosis of genetic skin diseases 1hr - Neonatal and pediatric dermatology 2hr - Common naevi and developmental defects: Epidermal, dermal and vascular 2hr - Non melanoma skin cancer and Epidermal skin tumours 2hr	6.9%
	1 CP		10 hours - Pruritus: Pathway, mediators, modulators, situations and management 2hr - Eczema, lichenification, prurigo and erythroderma 2hr - Atopic dermatitis 2hr - Contact dermatitis: Allergic, and irritant 2hr - Occupational dermatoses 2hr	6.9%
	0.5CP		5 hours - Mechanical and thermal injury 2hr - Reactions to cold 1hr - Cutaneous photobiology: Basic principles, normal reactions, abnormal reactions, photodermatoses and phototherapy 2hr	3.45%
	1 CP		10 hours - Viral infections 2hr - Bacterial infections 2hr - Mycobacterial infections: Tuberculosis and atypical mycobacteria 2hr - Leprosy 2hr - Parasitic worms and protozoa 1hr - Diseases caused by Arthropods and other Noxious	6.9%

			Animals 1 hr	
	0.25CP		Formative assessment	1.75%
Student signature			Principle coordinator Signature	Head of the department signature

- **Didactic hours include lectures, seminars, tutorials conferences or workshops with:**
- Attendance of at least 75% of the Didactics seminars
- Presentation of at least 1 time in the seminar every 6 seminars

Year 2 (20 credit point for training)

Clinical training	Credit points	Responsible department	Attendance	Percentage of Achieved points
Clinical training in dermatology units	20CP	Dermatology, Venereology, and Andrology department	20 credit points out of 74 Credit points for training in second year	27%
	5CP		<ul style="list-style-type: none"> ➤ Practice with clinical cases for at least 5 months in the department including interpretation of their different dermatological manifestations and related laboratory investigations. ➤ Log of dermatology cases as mentioned below ➤ Procedures and clinical skills log as mentioned below. 	6.8%
	3CP		➤ Attendance of at least 30 weeks in the Outpatient dermatology clinic.	4%
	3CP		➤ Attendance of at least 50% of staff members clinical rounds (2 hours /week for 30 week)	4%
	3CP		➤ Attendance of at least 75% of Clinical seminars (1hour/week)+ case presentation(1/6 weeks)	4%
	2.5CP		➤ Attendance of Clinical teaching1 hour/wk for 30wk.	3.4%
	2.5CP		➤ Attend or share in clinical teaching of medical colleagues (students or junior residents) 2 hours /week for 30 week	3.4%
	1 CP		➤ Formative assessment	1.4%
Student signature			Principle coordinator Signature	Head of the department signature

Case	Number
- Management plan of Psoriasis	At least 30
-Management plan of Disorders of keratinization.	At least 10
Management plan of Bullous skin diseases.	At least 20
Management plan of Eczematous skin conditions	At least 20
Management plan of Pruritis and prurigo	At least 20
Management plan of Cutaneous pigmentary disorders	At least 20
Management plan of Drug reactions	At least 20
Management plan of Cutaneous infections.	At least 20
Management plan of Leprosy.	At least 10
Management plan of Genodermatoses.	At least 10
Management plan of acne , rosacea and related dermatoses	At least 30
Management plan of Autoimmune connective tissue diseases	At least 10
Management plan of hair disorders	At least 5
Management plan of nail disorders	At least 5
Management plan of Neonatal dermatoses	At least 5
Management plan of Urticarial and flushing disorders	at least 10
Management plan of Disorders of cutaneous vessels	At least 5
Management plan of Lichen planus and lichenoid eruptions	At least 5
Management plan of Occupational dermatoses	At least 5
Management plan of Skin tumours	At least 10
Management plan of Cutaneous naevi	At least 10
Management plan of Cutaneous lymphomas	At least 5
Management plan of Psychocutaneous disorders	At least 5
Management plan of Histocytosis and mastocytosis	At least 5
Management plan of Granulomatous skin diseases and Necrobiotic disorders	At least 5
Management plan of Metabolic and nutritional dermatoses	At least 5

***Level of competence:**



The candidate will begin with level C, and at the end of clinical training will achieve level A in most required professional skills associated with training education and supervision of colleagues (candidate of master degree).

A -Plan and carry out independently

B- Carry out independently.

C - Carry out under supervisions.

Procedure and clinical skills log of:

 Independently Perform:	 Order and interpret:
<ul style="list-style-type: none">• Clinical sheet .• Follow up chart for clinical assessment• Treatment chart.• Discharge card.• Consultation of other subspecialties.• Laser treatment• Chemical peeling• Microdermabrasion• Electrocauterization• Cryosurgery• Skin biopsy	<ul style="list-style-type: none">• Phototherapy regimens for different dermatologic diseases Routine laboratory investigations.• Specific investigations related to case log.•

Year 3

Year 3 (4.25 credit points for didactic)

Name of the course	Credit points	Responsible department	Attendance	Percentage of Achieved points
Dermatology	4.25CP	Dermatology, Venereology, and Andrology department	Year 3	29.3% of the didactics
			Topics and attendance	%
	1 CP		10 hours - Disorders of keratinization 4hr - Psoriasis 4hr - Lichen planus and lichenoid eruptions 2hr	6.9%
	1 CP		10 hours - Bullous eruptions: · Immunobullous disorders 7hr · Mechanobullous disorders 3hr	6.9%
	1 CP		10 hours - Disorders of Sebaceous glands 2hr - Rosacea, perioral dermatitis and similar dermatoses, Flushing and flushing syndromes 2hr - Disorders of Sweat glands 2hr - Disorders of skin colour 2hr - Tumours of skin appendages 1hr - Lentigos, Melanocytic naevi and malignant melanoma 1hr	6.9%
	1 CP		10 hours - Autoimmune connective tissue diseases 3hr - Disorders of connective tissue: Elastin, Collagen, Premature aging 3hr - Subcutaneous fat 2hr - Sarcoidosis 1hr - Soft tissue tumours and tumour-like conditions 1hr	6.9%
	0.25CP		• Formative assessment	1.7%
Student signature			Principle coordinator Signature	Head of the department signature

- **Didactic hours include lectures, seminars, tutorials conferences or workshops with:**
- Attendance of at least 75% of the Didactics seminars
- Presentation of at least 1 time every 6 seminars

Year 3 (20 credit point for training)

Clinical training	Credit points	Responsible department	Attendance	Percentage of Achieved points
Clinical training in dermatology units	20CP	Dermatology, Venereology, and Andrology department	20 credit points out of 74 Credit points for training in second year	27%
	5CP		<ul style="list-style-type: none"> ➤ Practice with clinical cases for at least 5 months in the department including interpretation of their different dermatological manifestations and related laboratory investigations. ➤ Log of dermatology cases as mentioned below ➤ Procedures and clinical skills log as mentioned below. 	6.8%
	3CP		➤ Attendance of at least 30 weeks in the Outpatient dermatology clinic.	4%
	3CP		➤ Attendance of at least 50% of staff members clinical rounds (2 hours /week for 30 week)	4%
	3CP		➤ Attendance of at least 75% of Clinical seminars (1hour/week)+ case presentation(1/6 weeks)	4%
	2.5CP		➤ Attendance of Clinical teaching\ 1 hour/wk for 30wk.	3.4%
	2.5CP		➤ Attend or share in clinical teaching of medical colleagues (students or junior residents) 2 hours /week for 30 week	3.4%
	1 CP		➤ Formative assessment	1.4%
Student signature			Principle coordinator Signature	Head of the department signature

Case	Number
- Management plan of Psoriasis	At least 30
-Management plan of Disorders of keratinization.	At least 10
Management plan of Bullous skin diseases.	At least 20
Management plan of Eczematous skin conditions	At least 20
Management plan of Pruritis and prurigo	At least 20
Management plan of Cutaneous pigmentary disorders	At least 20
Management plan of Drug reactions	At least 20
Management plan of Cutaneous infections.	At least 20
Management plan of Leprosy.	At least 10
Management plan of Genodermatoses.	At least 10
Management plan of acne , rosacea and related dermatoses	At least 30
Management plan of Autoimmune connective tissue diseases	At least 10
Management plan of hair disorders	At least 5
Management plan of nail disorders	At least 5
Management plan of Neonatal dermatoses	At least 5
Management plan of Urticarial and flushing disorders	at least 10
Management plan of Disorders of cutaneous vessels	At least 5
Management plan of Lichen planus and lichenoid eruptions	At least 5
Management plan of Occupational dermatoses	At least 5
Management plan of Skin tumours	At least 10
Management plan of Cutaneous naevi	At least 10
Management plan of Cutaneous lymphomas	At least 5
Management plan of Psychocutaneous disorders	At least 5
Management plan of Histocytosis and mastocytosis	At least 5
Management plan of Granulomatous skin diseases and Necrobiotic disorders	At least 5
Management plan of Metabolic and nutritional dermatoses	At least 5

***Level of competence:**



The candidate will begin with level C, and at the end of clinical training will achieve level A in most required professional skills associated with training education and supervision of colleagues (candidate of master degree).

A -Plan and carry out independently

B- Carry out independently.

C - Carry out under supervisions.

Procedure and clinical skills log of:

 Independently Perform:	 Order and interpret:
<ul style="list-style-type: none">• Clinical sheet .• Follow up chart for clinical assessment• Treatment chart.• Discharge card.• Consultation of other subspecialties.• Laser treatment• Chemical peeling• Microdermabrasion• Electrocauterization• Cryosurgery• Skin biopsy	<ul style="list-style-type: none">• Phototherapy regimens for different dermatologic diseases• Routine laboratory investigations.• Specific investigations related to case log.

Year 4

Year 4 (5 credit points for didactic)

Name of the course	Credit points	Responsible department	Attendance	Percentage of Achieved points
Dermatology	5 CP	Dermatology, Venereology, and Andrology department	Year 4	34.5% of the didactics
			Topics and attendance	%
	1 CP		10 hours -Urticaria and Mastocytosis 2hr -Diseases of the Veins and Arteries, Leg ulcers 1hr -Disorders of lymphatic vessels 1hr -Purpura, microvascular occlusion and telangiectasia 2hr -Cutaneous vasculitis, neutrophilic disorders and related disorders 2.5hr -Histiocytosis 1.5 hr	6.9%
	0.5 CP		5 Hours -Metabolic and nutritional diseases 1.5 hr -Systemic diseases and the skin 1.5 hr -Cutaneous lymphomas and lymphocytic infiltrations 2hr	3.45%
	1 CP		10 hours -Psychocutaneous disorders 1hr -The nails: Anatomy and nail disorders 2hr -The hair: Anatomy and hair disorders 3hr -Pregnancy related skin conditions 2hr -Oral cavity and lips 2hr	6.9%
	0.5CP		5 Hours -The skin and nervous system 1hr -skin and the eye 0.5hr	3.45%

			-external ear 0.5hr -The breast 0.5hr -The genital perianal and umbilical region 0.5hr -Vascular tumours 2hr	
	0.5 CP		5 hours -Drug reactions, 2.5 hr -Erythema multiform, Steven-Johnson syndrome and Toxic epidermal Necrolysis 2.5 hr	3.45%
	1 CP		10 hours - General aspects of treatment 1hr - Systemic therapy 2.5hr -Topical therapy 1.5hr -Dermatological surgery 2hr - Physical and Lasers therapies 2hr -Radiotherapy and reaction to ionizing radiation 1hr	6.9%
	0.5CP		• Formative assessment	3.45%
	Student signature		Principle coordinator Signature	Head of the department signature

- **Didactic hours include lectures, seminars, tutorials conferences or workshops with:**
- Attendance of at least 75% of the Didactics seminar
- Presentation of at least 1 time in the seminar every 6 seminars

Year 4 (20 Credit points for training)

Clinical training	Credit points	Responsible department	Attendance	Percentage of Achieved points
Clinical training in dermatology units	20CP	Dermatology, Venereology, and Andrology department	20 credit points out of 74 Credit points for training in second year	27%
	5 CP		<ul style="list-style-type: none"> ➤ Practice with clinical cases for at least 5 months in the department including interpretation of their different dermatological manifestations and related laboratory investigations. ➤ Log of dermatology cases as mentioned below ➤ Procedures and clinical skills log as mentioned below. 	6.8%
	3CP		Attendance of at least 30 weeks in the Outpatient dermatology clinic.	4%
	3CP		➤ Attendance of at least 50% of staff members clinical rounds (2 hours /week for 30 week)	4%
	3CP		➤ Attendance of at least 75% of Clinical seminars (1hour/week)+ case presentation(1/6 weeks)	4%
	2.5CP		➤ Attendance of Clinical teaching 1 hour/wk for 30wk.	3.4%
	2.5CP		➤ Attend or share in clinical teaching of medical colleagues (students or junior residents) 2 hours /week for 30 week	3.4%
	1 CP		➤ Formative assessment	1.4%
Student signature			Principle coordinator Signature	Head of the department signature

Management plan of the following case log

Case	Number
- Management plan of Psoriasis	At least 30
-Management plan of Disorders of keratinization.	At least 10
Management plan of Bullous skin diseases.	At least 20
Management plan of Eczematous skin conditions	At least 20
Management plan of Pruritis and prurigo	At least 20
Management plan of Cutaneous pigmentary disorders	At least 20
Management plan of Drug reactions	At least 20
Management plan of Cutaneous infections.	At least 20
Management plan of Leprosy.	At least 10
Management plan of Genodermatoses.	At least 10
Management plan of acne , rosacea and related dermatoses	At least 30
Management plan of Autoimmune connective tissue diseases	At least 10
Management plan of hair disorders	At least 5
Management plan of nail disorders	At least 5
Management plan of Neonatal dermatoses	At least 5
Management plan of Urticarial and flushing disorders	at least 10
Management plan of Disorders of cutaneous vessels	At least 5
Management plan of Lichen planus and lichenoid eruptions	At least 5
Management plan of Occupational dermatoses	At least 5
Management plan of Skin tumours	At least 10
Management plan of Cutaneous naevi	At least 10
Management plan of Cutaneous lymphomas	At least 5
Management plan of Psychocutaneous disorders	At least 5
Management plan of Histocytosis and mastocytosis	At least 5
Management plan of Granulomatous skin diseases and Necrobiotic disorders	At least 5
Management plan of Metabolic and nutritional dermatoses	At least 5

*Level of competence:



The candidate will begin with level C, and at the end of clinical training will achieve level A in most required professional skills associated with training education and supervision of colleagues (candidate of master degree).

A -Plan and carry out independently

B- Carry out independently.

C - Carry out under supervisions.

Procedure and clinical skills log of:

 Independently Perform:	 Order and interpret:
<ul style="list-style-type: none">• Clinical sheet .• Follow up chart for clinical assessment• Treatment chart.• Discharge card.• Consultation of other subspecialties.• Laser treatment• Chemical peeling• Microdermabrasion• Electrocauterization• Cryosurgery• Skin biopsy	<ul style="list-style-type: none">• Phototherapy regimens for different dermatologic diseases• Routine laboratory investigations.• Specific investigations related to case log.

Part II

Andrology and STDs

Modules

1. Basic Andrology.
2. General Andrology.
3. Infertility and ART.
4. Sexology.
5. Sexually Transmitted disease.

Didactic credit points (9.5 CP):

	Basic Andrology		General Andrology		Infertility and ART		Sexology		Sexually Transmitted disease		Assessment		Total	
	CP	%	CP	%	CP	%	CP	%	CP	%	CP	%	CP	%
First year	1.37	14.4%	-	-	-	-	-	-	-	-	0.05	0.5%	1.42	14.95 %
Second Year	-	-	0.95	10%	0.92	9.7%	0.6	6.31%	-	-	0.15	1.57%	2.62	27.58 %
Third Year	-	-	-	-	0.95	10%	0.9	9.47%	0.95	10%	0.15	1.57%	2.96	31.15 %
Fourth Year	-	-	-	-	0.45	4.7%	0.35	3.68%	1.55	16.31 %	0.15	1.57%	2.5	26.32 %
Total	1.42	15%	0.95	10%	2.32	24.4 %	1.85	19.46 %	2.5	26.31 %	0.5	5.26 %	9.5	100 %

Clinical credit points (49 CP):

	Clinical Training	
	CP	%
First year	7.35	15%
Second Year	12.25	25%
Third Year	14.7	30%
Fourth Year	14.7	30%
	49	100%

Rotation / attendance proof

الأماكن التي تدرب بها

توقيع مدير المستشفى	توقيع رئيس القسم	أسم المستشفى التي تدرب بها

Requirements:

- **Credit points:** 9.5 credit points for didactic (lectures, seminars, tutorial) and 49 credit points for clinical training.
- **Each Credit point equal 10 hours in didactic teaching and 30 hours in clinical teaching.**
- Minimal rate of attendance 80% of didactic.

First Year

First year
Didactic Teaching
(1.42 Credit points = 14.9% from andrology course)

Name of the course	Credit points	Responsible department	Attendance	Percentage of achieved points
	1.42			14.95%
Basic Andrology	0.1	Dermatology and Andrology department	1 hour Embryology of male genital Tract <ul style="list-style-type: none"> ■ Embryology of gonads (20 min). ■ Embryology of internal genitalia (20 min). ■ Embryology of external genitalia (20 min). 	1.05%
	0.25		2.5 hours Anatomy of male genital tract <ul style="list-style-type: none"> ■ Anatomy of gonads (30 min). ■ Anatomy of internal genitalia (60 min). ■ Anatomy of external genitalia (60 min). 	2.63%
	0.3		3 hours Physiology of reproduction <ul style="list-style-type: none"> ■ Physiology of spermatogenesis (60 min). ■ Physiology of spermiogenesis (60 min). ■ Physiology of epididymis and male accessory glands (60 min). 	3.15%
	0.2		2 hours Physiology of sex response cycle <ul style="list-style-type: none"> ■ Physiology of sex response cycle (40 min). ■ Physiology of erection (40 min). ■ Physiology of ejaculation (40 min). 	2.10%
	0.25		2.5 hours Genetics and molecular biology of reproduction <ul style="list-style-type: none"> ■ Normal karyotyping (45 min.) ■ DNA (45 min.). ■ Y chromosome (1 hour). 	2.63%

	0.15		1.5 hours Pathology of male genital tract <ul style="list-style-type: none"> ■ Pathology of testicular tumors (30 min). ■ Pathology of epididymal tumors (30 min). ■ Pathology of skin lesions in genitalia (30 min). 	1.57%
	0.12		1.2 hours Biochemistry of seminal plasma <ul style="list-style-type: none"> ■ Biochemistry of seminal plasma. 	1.26%
	0.05		30 mint <ul style="list-style-type: none"> ■ Formative assessment. 	0.52%
Student signature	Principle coordinator		Head of department	

- Didactic hours include lectures, seminars, tutorials conferences or workshops.
- Attendance of at least 75% of the Didactics seminars.
- Presentation of at least once in the seminar every 6 seminars.

First year
Clinical Training
(7.35 Credit Point = 15% from andrology course)

Clinical Training	Credit points	Responsible department	Attendance	Percentages of achieved points
	7.35			15%
Andrological diseases in andrology unit	2	Dermatology and andrology department	<ul style="list-style-type: none"> ■ Practice with clinical cases for at least 3 months in the department including interpretation of their different andrological problems and related laboratory investigations. ■ Log of andrological cases as mentioned below. ■ Procedures and clinical skills log as mentioned below. 	4.08
	2		■ Attendance of at least 20 weeks in the Outpatient andrology clinic and lab (3 hours /day).	4.08
	1		■ Attendance of at least 30% of clinical rounds of dermatology (2 hours /week for 20 weeks).	2.04
	1		■ Attendance of Clinical teaching (1hour /week for 20 weeks)	2.04
	1		■ Attend or share in clinical teaching of medical colleagues (students or junior residents) 2 hours /week for 20 week.	2.04
	0.35		■ Formative assessment.	0.71
Student signature		Principle coordinator signature		Head of department signature

Management plan of the following case log

Case	Number
Management plan of varicocele.	At least 15
Management plan of Epididymo-orchitis.	At least 3
Management plan of Erectile dysfunction	At least 20
Management plan of Premature ejaculation	At least 10
Management plan of genital warts	At least 5
Management plan of gonorrhoea.	At least 3
Management plan of prostatitis.	At least 5
Management plan of non gonococcal Urethritis.	At least 2

Level of competence:

- The candidate will begin with level C, and at the end of clinical training will achieve level A in most required professional skills associated with training education and supervision of colleagues (candidate of master degree).

A- Plan and carry out independently

B- Carry out independently.

C- Carry out under supervisions.

Procedure and clinical skills log of:

Independently Perform:	Order and interpret:
<ul style="list-style-type: none"> History Taking. General Examination. Genital examination. Treatment chart. Consultation of other subspecialties. Electro cautery. Chemical cautery. Intracorporal injection. Expressed prostatic secretion analysis. Semen analysis. 	<ul style="list-style-type: none"> Routine laboratory investigations. Specific investigation and findings of reports related to case log.


Second Year

Second year
Didactic Teaching
(2.62 credit points = 27.5% from andrology course)

Name of the course	Credit points	Responsible department	Attendance	Percentage of achieved points
	2.62			27.58%
General andrology	0.1	Dermatology and andrology department	1 hour Congenital anomalies of male genital tract <ul style="list-style-type: none"> ■ Congenital anomalies of testis: Cryptorchidism. ■ Congenital absent vas. ■ Congenital anomalies of urethra: Hypospadias and Epispadias. ■ Congenital anomalies of penis. 	1.05%
	0.1		1 hour Intersex <ul style="list-style-type: none"> ■ Male pseudohermaphroditism. ■ Female pseudohermaphroditism. ■ True hermaphroditism. 	1.05%
	0.1		1 hour Puberty disorders <ul style="list-style-type: none"> ■ Delayed puberty (30 min). ■ Precocious puberty (30 min). 	1.05%
	0.15		1.5 hours Androgens <ul style="list-style-type: none"> ■ Biosynthesis and secretion. ■ Metabolism. ■ Control. ■ Actions. ■ Androgen therapy. 	1.57%
	0.1		1 hour Male contraception <ul style="list-style-type: none"> ■ Physiological. ■ Mechanical. ■ Chemical. ■ Hormonal. 	1.05%

	0.1		1 hour Gynecomastia <ul style="list-style-type: none"> Classification and aetiology. Management of gynecomastia. 	1.05%
	0.05		30 min Andropause <ul style="list-style-type: none"> Pathogenesis. Management. 	0.52%
	0.2		2 hours Male genital inflammations <ul style="list-style-type: none"> Orchitis. Epidiymo-orchitis. Epididymitis. Prostatitis. Prostato-seminal vesiculitis. Balanitis. Posthitis. 	2.1%
	0.05		30 min Scrotal swelling <ul style="list-style-type: none"> Elephantiasis. Hydrocele. Haematocele. Chylocele. Hernia. 	0.52%
Male infertility	0.05		30 min Introduction <ul style="list-style-type: none"> Definitions. Incidence. Aetiological classification. 	0.52%
	0.05		30 min Kallman syndrome	0.52%
	0.05		30 min Prader- Labhart Willi syndrome	0.52%
	0.05		30 min Bardet Moon Biedl syndrome	0.52%

	0.1		1 hour Hyperprolactinaemia	1.05%
	0.075		45 min Y- Chromosome microdeletions	0.79%
	0.05		30 min Other pretesticular causes	0.52%
	0.25		2.5 hours Varicocele	2.63%
	0.05		30 min Testicular Torsion	0.52%
	0.1		1 hour Klinefelters syndrome	1.05%
	0.05		30 min Noonan Syndrome	0.52%
	0.05		30 min Other Testicular disorders	0.52%
Sexology	0.05		30 min Introduction to sexology	0.52%

	0.1		1 hour Disorders of libido	1.05%
	0.05		30 min Introduction to ED	0.52%
	0.2		2 hours Aetiology of ED	2.1%
	0.1		1 hour Peyronies disease	1.05%
	0.1		1 hour Priapism	1.05%
	0.15		 Formative assessment.	1.57%
Formative assessment				
Student signature		Principle coordinator signature		Head of department signature

Second year
Clinical training
(12.25 Credit Point = 25% from andrology course)

Clinical Training	Credit points	Responsible department	Attendance	Percentages of achieved points
	12.25			25%
Andrological diseases in andrology unit	3	Dermatology and andrology department	<ul style="list-style-type: none"> ■ Practice with clinical cases for at least 5 months in the department including interpretation of their different andrological problems and related laboratory investigations. ■ Log of andrological cases as mentioned below. ■ Procedures and clinical skills log as mentioned below. 	6.12
	3		<ul style="list-style-type: none"> ■ Attendance of at least 30 weeks in the Outpatient andrology clinic and lab (3 hours /day). 	6.12
	2		<ul style="list-style-type: none"> ■ Attendance of at least 50% of clinical rounds of andrology (2 hours /week for 30 weeks). 	4.08
	2		<ul style="list-style-type: none"> ■ Attendance of Clinical teaching (1hour /week for 30 weeks) 	4.08
	1		<ul style="list-style-type: none"> ■ Attend or share in clinical teaching of medical colleagues (students or junior residents) 2 hours /week for 30 week. 	2.04
	1.25		<ul style="list-style-type: none"> ■ Formative assessment. 	2.55
Formative assessment				
Student signature		Principle coordinator signature		Head of department signature

Management plan of the following case log

Case	Number
Management plan of varicocele.	At least 20
Management plan of Epididymo-orchitis.	At least 5
Management plan of Erectile dysfunction	At least 20
Management plan of Premature ejaculation	At least 10
Management plan of genital warts	At least 10
Management plan of gonorrhoea.	At least 5
Management plan of prostatitis.	At least 10
Management plan of non gonococcal Urethritis.	At least 5
Management plan of peyronies disease.	At least 1
Management plan of priapism.	At least 2
Management plan of Klinefelters syndrome.	At least 3
Management plan of Kallman syndrome.	At least 1
Management plan of undescended testis.	At least 3
Management plan of retractile testes.	At least 2
Management plan of testicular torsion.	At least 1
Management plan of anejaculation.	At least 5
Management plan of retrograde ejaculation.	At least 2

Level of competence:

- The candidate will begin with level C, and at the end of clinical training will achieve level A in most required professional skills associated with training education and supervision of colleagues (candidate of master degree).

A -Plan and carry out independently

B- Carry out independently.

C - Carry out under supervisions.


Procedure and clinical skills log of:

Independently Perform:	Order and interpret:
<ul style="list-style-type: none">• History Taking.• General Examination.• Genital examination.• Treatment chart.• Consultation of other subspecialties.• Electro cautery.• Chemical cautery.• Intracorporal injection.• Expressed prostatic secretion analysis.• Semen analysis.	<ul style="list-style-type: none">• Routine laboratory investigations.• Specific investigation and findings of reports related to case log.

Third Year

Third year
Didactic Teaching
(2.96 Credit Points = 31.15% from andrology course)

Name of the course	Credit points	Responsible department	Attendance	Percentages of achieved points
	2.96			31.15%
	0.2		2 hours Obstructive infertility	2.1%
	0.05		30 min Ejaculatory and coital infertility	0.52%
	0.1		1 hour Androgens resistance syndromes	1.05%
	0.1		1 hour 5 α -reductase 2 deficiency	1.05%
	0.05		30 min Other Post-Testicular causes	0.52%
	0.1	Dermatology and andrology department	1 hour Immunological Infertility	1.05%
	0.1		1 hour Infection and infertility	1.05%
	0.05		30 min Drugs and environmental causes of male infertility	0.52%
	0.05		30 min Systemic diseases and infertility	0.52%
	0.15		1.5 hours Diagnosis of male infertility	1.57%
Sexology	0.20		2 hours Diagnosis of ED	2.1%
	0.25		2.5 hours Medical treatment of ED	2.38%
	0.1		1 hour Sex therapy for ED	1.05%

	0.05		30 min Surgical treatment of ED	0.52%
	0.05		30 min Gene Therapy	0.52%
	0.25		2.5 hours Ejaculatory disorders	2.63%
Sexually Transmitted diseases	0.15		1.5 hours Introduction and epidemiology of STDs	1.57%
	0.2		2 hours Gonorrhoea	2.1%
	0.1		1 hour Non gonococcal urethritis	1.05%
	0.1		1 hour Lymphogranuloma venerium	1.05%
	0.1		1 hour Granuloma inguinal	1.05%
	0.05		30 min. Mycoplasma	0.52%
	0.1		1 hour Chancroid	1.05%
	0.15		1.5 hours Syphilis	1.57%
	0.15		 Formative assessment.	1.57%
Formative assessment	0.15			
Student signature		Principle coordinator signature		Head of department signature

Third year
Clinical training
(14.7 Credit Points = 30% from andrology course)

Clinical Training	Credit points	Responsible department	Attendance	Percentages of achieved points
	14.7			30%
Andrological diseases in andrology unit	4	Dermatology and andrology department	<ul style="list-style-type: none"> ■ Practice with clinical cases for at least 5 months in the department including interpretation of their different andrological problems and related laboratory investigations. ■ Log of andrological cases as mentioned below. ■ Procedures and clinical skills log as mentioned below. 	8.16%
	4		<ul style="list-style-type: none"> ■ Attendance of at least 30 weeks in the Outpatient andrology clinic and lab (3 hours /day). 	8.16%
	3		<ul style="list-style-type: none"> ■ Attendance of at least 50% of clinical rounds of andrology (2 hours /week for 30 weeks). 	6.12%
	1.5		<ul style="list-style-type: none"> ■ Attendance of Clinical teaching (1hour /week for 30 weeks) 	3.06%
	1		<ul style="list-style-type: none"> ■ Attend or share in clinical teaching of medical colleagues (students or junior residents) 2 hours /week for 30 week. 	2.04
Formative assessment	1.2		<ul style="list-style-type: none"> ■ Formative assessment. 	2.44
Student signature		Principle coordinator signature		Head of department signature

Management plan of the following case log

Case	Number
Management plan of varicocele.	At least 30
Management plan of Epididymo-orchitis.	At least 5
Management plan of Erectile dysfunction	At least 30
Management plan of Premature ejaculation	At least 30
Management plan of genital warts	At least 10
Management plan of gonorrhoea.	At least 5
Management plan of prostatitis.	At least 10
Management plan of non gonococcal Urethritis.	At least 5
Management plan of peyronies disease.	At least 2
Management plan of priapism.	At least 4
Management plan of Klinefelters syndrome.	At least 3
Management plan of Kallman syndrome.	At least 1
Management plan of undescended testis.	At least 3
Management plan of retractile testes.	At least 2
Management plan of testicular torsion.	At least 1
Management plan of hypoactive sexual desire (HSD).	At least 10
Management plan of Vaginismus.	At least 2
Management plan of dyspareunia.	At least 2
Management plan of anejaculation.	At least 5
Management plan of retrograde ejaculation.	At least 2
Management plan of hypergonadotrophic hypogonadism.	At least 5
Management plan of hypogonadotrophic hypogonadism.	At least 5
Management plan of delayed puberty.	At least 5
Management plan of precocious puberty.	At least 1
Management plan of hypospadias.	At least 1
Management plan of intersex.	At least 1
Management plan of sexual deviations	At least 3
Management plan of tras-sexualism.	At least 1
Management plane of chancroid	At least 1
Management plane of Syphilis	At least 1
Management plane of genital herpes	At least 2

Management plane of genital candidiasis	At least 3
Management plane of genital trichomoniasis	At least 3
Management plane of genital ulcers	At least 5
Management plane of urethral discharge	At least 3
Management plane of HIV	At least 1

Level of competence:

- The candidate will begin with level C, and at the end of clinical training will achieve level A in most required professional skills associated with training education and supervision of colleagues (candidate of master degree).

A- Plan and carry out independently

B- Carry out independently.

C- Carry out under supervisions.

Procedure and clinical skills log of:

Independently Perform:	Order and interpret:
<ul style="list-style-type: none"> History Taking. General Examination. Genital examination. Treatment chart. Consultation of other subspecialties. Electro cautery. Chemical cautery. Intracorporal injection. Expressed prostatic secretion analysis. Semen analysis. 	<ul style="list-style-type: none"> Routine laboratory investigations. Specific investigation and findings of reports related to case log.

Fourth Year

Fourth year
Didactic Teaching
(2.5 Credit Points = 26.32% of andrology course)

Name of the course	Credit points	Responsible department	Attendance	Percentages of achieved points
	2.5			26.32%
Infertility	0.2		2 hours Medical Treatment of infertility	2.1%
	0.05		30 min Surgical treatment for male infertility	0.52%
	0.2		2 hours ART	2.1%
Sexology	0.2		2 hours Female sexual dysfunction	2.1%
	0.15		1.5 hours Sexual deviations	1.57%
Sexually Transmitted disease	0.2		2 hours Herpes simplex	2.1%
	0.25		2.5 hours HIV	2.63%

	0.15		1.5 hours Genital warts	1.57%
	0.15		1.5 hours Other Viral STDs	1.57%
	0.1		1 hour Fungal STDs	1.05%
	0.2		2 hours Protozoal and Parasitic STDs	2.1%
	0.1		1 hour Genital Ulcers	1.05%
	0.2		2.5 hours Systemic manifestations of STDs	2.1%
	0.1		1 hour Reiters syndrome and sexually reactive arthritis	1.05%
	0.1		1 hour Gay bowel syndrome	1.05%
Formative assessment	0.15		1.5 hours ■ Formative assessment.	1.57%
Student signature		Principle coordinator signature		Head of department signature

Fourth year
Clinical training
(14.7 Credit Points = 30% from andrology course)

Clinical Training	Credit points	Responsible department	Attendance	Percentages of achieved points
	14.7			30%
Andrological diseases in andrology unit	4	Dermatology and andrology department	<ul style="list-style-type: none"> ■ Practice with clinical cases for at least 5 months in the department including interpretation of their different andrological problems and related laboratory investigations. ■ Log of andrological cases as mentioned below. ■ Procedures and clinical skills log as mentioned below. 	8.16%
	4		<ul style="list-style-type: none"> ■ Attendance of at least 30 weeks in the Outpatient andrology clinic and lab (3 hours /day). 	8.16%
	3		<ul style="list-style-type: none"> ■ Attendance of at least 50% of clinical rounds of andrology (2 hours /week for 30 weeks). 	6.12
	1.5		<ul style="list-style-type: none"> ■ Attendance of Clinical teaching (1hour /week for 30 weeks) 	3.06
	1		<ul style="list-style-type: none"> ■ Attend or share in clinical teaching of medical colleagues (students or junior residents) 2 hours /week for 30 week. 	2.04
	1.2		<ul style="list-style-type: none"> ■ Formative assessment. 	2.44
Student signature		Principle coordinator signature		Head of department signature

Management plan of the following case log

Case	Number
Management plan of varicocele.	At least 30
Management plan of Epididymo-orchitis.	At least 5
Management plan of Erectile dysfunction	At least 30
Management plan of Premature ejaculation	At least 30
Management plan of genital warts	At least 10
Management plan of gonorrhoea.	At least 5
Management plan of prostatitis.	At least 10
Management plan of non gonococcal Urethritis.	At least 5
Management plan of peyronies disease.	At least 2
Management plan of priapism.	At least 4
Management plan of Klinefelters syndrome.	At least 3
Management plan of Kallman syndrome.	At least 1
Management plan of undescended testis.	At least 3
Management plan of retractile testes.	At least 2
Management plan of testicular torsion.	At least 1
Management plan of hypoactive sexual desire (HSD).	At least 10
Management plan of Vaginismus.	At least 2
Management plan of dyspareunia.	At least 2
Management plan of anejaculation.	At least 5
Management plan of retrograde ejaculation.	At least 2
Management plan of hypergonadotrophic hypogonadism.	At least 5
Management plan of hypogonadotrophic hypogonadism.	At least 5
Management plan of delayed puberty.	At least 5
Management plan of precocious puberty.	At least 1
Management plan of hypospadias.	At least 1
Management plan of intersex.	At least 1
Management plan of dexual deviations	At least 3
Management plan of tras-sexualism.	At least 1
Management plane of chancroid	At least 1
Management plane of Syphilis	At least 1

Management plane of genital herpes	At least 2
Management plane of genital candidiasis	At least 3
Management plane of genital trichomoniasis	At least 3
Management plane of genital ulcers	At least 5
Management plane of urethral discharge	At least 3
Management plane of HIV	At least 1

Level of competence:

- The candidate will begin with level C, and at the end of clinical training will achieve level A in most required professional skills associated with training education and supervision of colleagues (candidate of master degree).

A -Plan and carry out independently

B- Carry out independently.

C - Carry out under supervisions.

Procedure and clinical skills log of:

Independently Perform:	Order and interpret:
<ul style="list-style-type: none"> History Taking. General Examination. Genital examination. Treatment chart. Consultation of other subspecialties. Electro cautery. Chemical cautery. Intracorporal injection. Expressed prostatic secretion analysis. Semen analysis. 	<ul style="list-style-type: none"> Routine laboratory investigations. Specific investigation and findings of reports related to case log.