

Family Medicine Master Portfolio

لائحة النقاط المعتمدة

2022-2023

Contents

No.	Subject	Page
1	Personal data	
2	Aim and Sections of this Activities Book	
3	Program aims and curriculum structure	
4	First part (2semesters)	
5	Course 1: Comprehensive advanced life support care (Emergency critical care in ICU). Course 2: Pharmacology Course 3: Basics of Family medicine Course 4 : Radiodiagnosis Course 5 : Public health and Community medicine Course 6 unit 1 : Emergency care in Family medicine Course 6; unit 2 : Traumatology in Family medicine	
10	Second Part (3semesters)	
	Course 7-12: Speciality courses: Family medicine	
	Course 7:- Internal medicine related to family medicine.	
	Course 8: Dermatology, venerology and andrology& Neurology and Psychiatry related to family medicine.	
	Course 9: Obstetrics and gynecology & family planning related to family medicine.	
	Course 10: Pediatrics related to family medicine..	
	Course11 : General surgery and orthopedics related to family medicine.	
	Course12: ENT surgery, Ophthalmology and urology related to family medicine..	
11	Other Relevant Activities	
12	Elective course:1	

13	General Obligatory courses:4	
13	Formative assessment	
14	Master Degree Thesis pathway	
15	Declaration	

Personal Data:

Name.....

Date of registration in the degree.....

Address.....

Place of work.....

Telephones.....Mobilephone(s).....

E-mail.....

Work experience:

Work place	Period of work	Director signature

Academic Information

MBBCh...../...../..... University Grade

Grade of public health course on graduation

Others:/...../..... University grade.....

...../...../..... University grade.....

*** Aim of the activities book**

To provide one source of evidence for the assessment committee that you attained the desired level of competency required to gain the degree.

In this book you will document all academic, practical and other experiences and skills you attained during your training.

*** Sections of the book**

1- Section I:

- This book is composed of 14 modules, for each one you must fulfill the requirements illustrated in it.

After accomplishment of the requirements for each module, you must ask for assessment from **at least 3** of the evaluator staff nominated for each module according to departmental council approval.

Grades:

A: clear pass

B: borderline pass

C: clear fail

You need at least 2 with clear pass grade

- You will be eligible for formal written and oral exam if you fulfill the requirements for **all the modules** and have been assessed by the staff.

2- Section II: Miscellaneous and other relevant activities

- Do not forget to document all other activities you have participated in it in this section.

3- Section III:

- Deceleration which is a basic requirement for formal exam both written and oral and must be signed from Head of the department before exam time

N.B: all seminars and articles for journal clubs & critical appraisal will be supplied by evaluator staffs of the relevant module (you must ask them to supply you with the title or articles for the required activity)

Program Aim:

- 1/1. To develop competent family physician capable of providing high quality of comprehensive medical care based on the available medical evidence.
- 1/2. Be able to adequately diagnose, manage and treat common health problems faced in the primary health care field.
- 1/3. Capable of providing effective comprehensive and continuing health care for individuals, families and community through the development of excellent problem solving skills.
- 1/4. Apply acceptable principles and practices related to health service planning, organization, administration, research, and quality assurance at the level of primary health care.
- 1/5. Recognize the social, cultural and psychological factors which influence health and disease.
- 1/6. Determine the disease patterns of the community and subsequently implement and evaluate the most cost-effective care programs (prevention and/or health education).
- 1/7. Conduct researches to identify prevalence and risk factors of prevalent and important health problems within the family.

Curriculum Structure:

Duration of program 36 months

Program Structure

Program Time Table

Duration of program 3 years maximally 5 years divided into

Part 1

Program-related basic science courses and ILOs + elective courses

Students are allowed to set the exams of these courses after 12 months from applying to the M Sc degree.

Thesis

For the M Sc thesis;

MSc thesis subject should be officially registered within 6 months from application to the MSc degree,

Discussion and acceptance of the thesis should not be set before 12 months from registering the M Sc subject;

It could be discussed and accepted before passing the second part of examination)

Part 2

Program –related speciality courses and ILOs

Students are not allowed to set the exams of these courses before 3 years from applying to the MSc degree.

N.B. Fulfillment of the requirements in each course as described in the template and registered in the log book is a pre-request for candidates to be assessed and undertake part 1 and part 2 examinations.

First Part (2semesters):	
Course 1: Comprehensive advanced life support care (Emergency critical care in ICU). Course 2: Pharmacology Course 3: Basics of Family medicine Course 4 : Radiodiagnosis Course 5 : Public health and Community medicine Course 6; unit 1 : Emergency care in Family medicine Course 6; unit 2 : Traumatology in Family medicine	
Second Part (3semesters)	
Course 7-12: Speciality courses: Family medicine	
Course 7:- Internal medicine related to family medicine.	
Course 8: Dermatology, venerology and andrology& Neurology and Psychiatry related to family medicine.	
Course 9: Obstetrics and gynecology & family planning related to family medicine.	
Course 10:- Pediatrics related to family medicine..	
Course11 : General surgery and orthopedics related to family medicine.	
Course12: ENT surgery, Ophthalmology and urology related to family medicine..	

First part: 1st semester

Course 1:

**Comprehensive advanced life
support care (emergency critical
care in ICU).**

Requirements

Formal Teaching 0.5 CP (25 %), practical 0.5 CP (25 %), Self-directed and assignments 1CP (50%). Total 2CP (100%)

(0.5CH credit Point for didactic)

Name of the course	Credit Point 0.5	Responsible department	Attendance	Percentage of Achieved hours
Comprehensive advanced life support care (emergency critical care in ICU).	0.166 CP	Anesthesia and ICU department	2.5 hours <ul style="list-style-type: none"> • Basic life support (CPR) • Advanced life support. • Cardiac Arrest 	33.3%
	0.166 CP		2.5 hours <ul style="list-style-type: none"> • Airway evaluation and management. • Oxygen Therapy • Ventilation 	33.3%
	0.166 CP		2.5 hours <ul style="list-style-type: none"> • Tracheal intubation • Critical care • Acid base balance • Shock: <ul style="list-style-type: none"> -Evaluation -Different types -Management 	33.3%
Student signature			Principle coordinator signature	Head of the department signature

Proof of lecture attendance:

S.N.	Lecture title	Lecturer name	Date	Signature

(0.5 Cp credit Point for training)

Clinical training	Credit Point	Responsible department	Attendance	Percentage of Achieved points
Clinical training in Comprehensive advanced life support care (emergency critical care in ICU).	0.5Cp	Anesthesia department	<p><u>(1h/week/15week)</u></p> <p>*Attend and Practice in ICU in Anesthesia department for (1h/week/15week) for fulfilling the following activities including case log of the following :</p> <ul style="list-style-type: none"> • Acute respiratory problems, including airway Management • Cardiac arrest • Resuscitations • Acid/base imbalance • Shock (hypovolemic, restrictive, neurogenic, cardiogenic, septic, etc) • Advanced Diagnostic tools, ICU tools and procedures: <ul style="list-style-type: none"> o Ventilators, o DC o Electrocardiogram o Roentgenographic identification of 	100 %

			<p>emergencies situations as chest x-ray o Monitors</p> <ul style="list-style-type: none"> • Order and perform ventilator adjustment 10 cases • Order CVP 5 cases • Perform Oral airway placement 5 cases • Perform ABG sampling 20 cases reports • Interpret haemodynamic monitoring 5 cases 	
Student signature			Principle coordinator signature	Head of the department signature

Basics of Comprehensive advanced life support care

(Emergency critical care in ICU) course

A-Clinical case log

S.N.	Diagnosis of case	Level of participation *	Location	Signature of supervisor
1-				
2-				
3-				
4-				
5-				
6-				
7-				
8-				
9-				
10-				
11-				
12-				
13-				
14-				

S.N.	Diagnosis of case	Level of participation *	Location	Signature of supervisor
15-				
16-				
17-				
18-				
19-				
20-				

* Level of participation

A- Carry out

B- Carry out under supervision

C- Observe

A-Clinical case log

S.N.	Diagnosis of case	Level of participation *	Location	Signature of supervisor
21-				
22-				
23-				
24-				
25-				
26-				
27-				
28-				
29-				
30-				
31-				
32-				
33-				
34-				
35-				
36-				

37-				
38-				
39-				
40-				

* Level of participation

A- Carry out

B- Carry out under supervision

C- Observe.

B- Clinical case presentation log

S.N.	Diagnosis of case	Level of participation *	Location	Signature of supervisor
1-				
2-				
3-				
4-				
5-				
6-				
7-				
8-				
9-				
10-				

* Level of participation

A- Carry out

B- Carry out under supervision

C- Observe.

Date	Unit	Duration	Signature of supervisor

Course 2:

Pharmacology

Requirements:

- Attendance of at least 80% of lectures taught by different staff members

Ask for formative assessment by 3 of the group staff members.

Formal Teaching 1 CP (50 %), practical 0 CP (0 %), Self-directed and assignments 1CP (50%). Total 2CP (100%)

Name of the course	Credit Point	Responsible department	Attendance	Percentage of Achieved points
Pharmacology	1 CP	Pharmacology department	15h	100%
	0.267CP		4 h 1. <i>General pharmacology:</i> a. Pharmacokinetics of drugs b. Factors affecting absorption and transmembrane passage of drugs c. Factors affecting distribution of drugs d. Metabolism of drugs e. Elimination of drugs	26.67%
	0.733CP		2h 2. Drugs restrictions, adverse drug reaction and interaction 4h 3. Drugs and pregnancy and lactation 2h 4. Selection of analgesics	73.33%

			2h 5 .Selection of antimicrobials 1h 6. Essential drugs	
--	--	--	---	--

1- Pharmacology Lectures/ attendance proof

Date	Attendance	Lecture title	Lecturer name	Signature

Course3

Basics of Family Medicine

Requirements

● **Credit Point: Formal Teaching 0.5 CP (3.85%), practical 10 CP (76.9 %), Self-directed and assignments 2.5CP (19.23%). Total 13CP (100%)**

✚ Minimal rate of attendance 80% of didactic and training
(0.5 credit Point for didactic)

Name of the course	Credit Point	Responsible department	Attendance	Percentage of Achieved points
Family Medicine	0.5CP	Family medicine department	7 hours	100 % of the didactics of module
	0.071 CP		1 hours <ul style="list-style-type: none"> ○ Introduction to the system of PHC delivery of Egypt. ○ patterns of care and levels of practice ○ Introduction to Medical ○ Ethics ○ The family life cycle 	14.29%
	0.071 CP		1hours <ul style="list-style-type: none"> ● definitions related to family medicine ● Introduction to the role of Family Physician worldwide and in Egypt ● family health team 	14.29%
	0.071		1 hours	14.29%

	CP		o Medical Consultations: Theory, principles and practice o Communication skills: Principles and practice	
	0.071 CP		1 hours Evidence Based Medicine	14.29%
	0.071 CP		1 hours - Vaccination Schedule - Recommended screening	14.29%
	0.071 CP		1 hours o Referral to secondary Preventive activities and referral system o Medical records	14.29%
	0.071 CP		1 hours o Dealing with angry and demanding patients & Breaking bad news o Smoking cessation.	14.29%
Student signature			Principle coordinator Signature	Head of the department signature

1- Proof of lecture attendance:

S.N.	Lecture title	Lecturer name	Date	Signature
1.				
2.				
3.				
4.				
5.				

10CP (76.9%) credit Point for training

Practical training	Credit Point 10CP	Responsible department	Attendance	Percentage of Achieved points
Practical training in <i>Family Medicine Department</i>	4CP	Family medicine department	-Attend department at least 20h/wk for 15wk for fulfilling the following activities; 1-Conduction of at least 5 field visit to a family health center & Recording health data from patient (at least 20 family medicine files)	40%
	2CP		2-Carry on a research related issue related to family medicine system or a common family health problem <u>OR</u> Carry a seminar to family health related topic	20%
	1.5CP		3-Searching appraised and unappraised data bases and apply	15%

			Steps of EBM in your search .	
	2CP		4- Carry a role play & journal club.	20%
	0.5CP		5-Formative assessment including evaluation of logbook activities and report discussion.	5%
Student signature			Principle coordinator Signature	Head of the department signature

1- Training sessions field visits to family health center log:

S.N.	Date	Signature
1.		
2.		
3.		
4.		
5.		
6.		
7.		
8.		

9.		
10.		
11.		
12.		
13.		
14.		
15.		
16.		
17.		
18.		

19.		
20.		
21.		
22.		
23.		
24.		
25.		
26.		
27.		
28.		

S.N.	Diagnosis of case	Level of participation *	Location	Signature of supervisor
41-				
42-				
43-				
44-				
45-				
46-				
47-				
48-				
49-				
50-				
51-				
52-				
53-				
54-				
55-				
56-				
57-				

S.N.	Diagnosis of case	Level of participation *	Location	Signature of supervisor
58-				
59-				
60-				

2- Proof of research on a common family health problem

	Supervisor	Title	Signature
1-			

3- Family health related issue seminar log:

- Title: -----
- Date: -----
- Funding agency (if applicable): : -----
- Attendants:

S.N.	Name	Signature
1.		
2.		
3.		
4.		
5.		
6.		
7.		
8.		
9.		
10.		



First part: 2nd semester

Course (4):

Radiodiagnosis

Course 4: Radiodiagnosis:

Requirements:

-  **Formal Teaching 0.5 CP (25 %), practical 0.5 CP (25 %), Self-directed and assignments 1CP (50%). Total 2CP (100%)**
-  **Minimal rate of attendance 80% of didactic and training (0.5 Credit Point for didactic)**

Name of the UNIT	Credit Point 0.5CP	Responsible department	Attendance 7h	Percentage of Achieved points
Radiology	0.071 CP	Radiology department.	1 hour <ul style="list-style-type: none"> the anatomic and pathological principles entity of radio diagnosis: Plain X-ray 	14.28%
	0.214 CP		3 hours <ul style="list-style-type: none"> Urinary tract imaging with and without contrast. Barium swallow, meal and enema. 	42.9 %
	0.214 CP		3 hours <ul style="list-style-type: none"> Ultrasonography of the abdomen. Abdomen 	42.9 %

			Computed tomography	
Student signature			Principle coordinator signature	Head of the department signature

1- Proof of lecture attendance:

S.N.	Lecture title	Lecturer name	Date	Signature
1-				
2-				
3-				
4-				
5-				
6-				
7-				

(0.5CP credit hour for training)

Clinical training	Credit Point 0.5CP	Responsible department	Attendance	Percentage of Achieved points
	0.4CP	Radiology Department.	<u>(1 h/week/15w)</u> in radiology Department and record images observed including interpretation of their different diagnosis ➤ Procedures log as mentioned below	80 %
	0.1CP		➤ Formative assessment (Mini Clinical Exam).	20%
Student signature			Principle coordinator Signature	Head of the department signature

Radiology images log:

Serial no	Diagnosis	Signature of supervisor
3		
4		
5		
6		
7		
8		
9		
10		
11		
12		
13		
14		
15		
16		
17		
18		
19		

Serial no	Diagnosis	Signature of supervisor
20		
21		
22		
23		
24		
25		
26		
27		
28		
29		
30		
31		
32		
33		
35-		
36-		
37-		
38-		

Serial no	Diagnosis	Signature of supervisor
39-		
40-		
41-		
42-		
43-		

Course 5

Public Health and Community Medicine

Course5: Public Health and Community Medicine

Requirements:

✚ Formal Teaching 0.5 CP (25 %), practical 0 CP, Self-directed and assignments 1.5CP (75%). Total 2Cp (100%)

✚ Minimal rate of attendance 80% of didactic and training
(0.5 credit Point for didactic)

Name of the course	Credit Point	Responsible department	Attendance	Percentage of Achieved points
Public Health and Community Medicine	0.5	Public health & community medicine department	7h	100 % of the didactics of module
	0.071 CP		1. hour Introduction to epidemiology & basics in general epidemiology	14.29%
	0.071 CP		1 hours Occupational Health & Environmental Health	14.29%
	0.071 CP		1 hours Screening program	14.29%
	0.143 CP		2 hours - General principles of nutrition - Nutritional assessment	28.57 %
	0.143 CP		2 hours - Therapeutic Nutrition	28.57 %
Student signature			Principle coordinator Signature	Head of the department signature

1- Proof of lecture attendance:

S.N.	Lecture title	Lecturer name	Date	Signature
6.				
7.				
8.				
9.				
10.				
11.				
12.				
13.				
14.				
15.				

**1. Proof of working group research on General principles of nutrition -
Nutritional assessment**

	Supervisor	duration From – to	Title	Signature
1-				

2- Proof of working group research on Therapeutic nutrition:

	Supervisor	duration From – to	Title	Signature
1-				


3- Training sessions (4th year medical students) and Field visits log:

S.N.	Date	Signature
29.		
30.		
31.		
32.		
33.		

Course 6

Emergency care in medicine

Requirements

 **Formal Teaching 0.5 CP (7.14%), practical 5 CP (% 71.43). Self-directed and assignments 1.5CP (21.43%). Total 7CP (100%)**

 **Minimal rate of attendance 80% of didactic and training**

Requirements (0.5 CP for didactic)

Name of the course	Credit Point 0.5CP	Responsible department	Attendance 7h	Percentage of Achieved points
General emergency care in medicine	0.071 CP	general medicine Emergency Unit & critical care units/ Internal medicine department	1H <ul style="list-style-type: none"> Chest pain ECG & ABG 	14.29%
	0.143 CP		2H <ul style="list-style-type: none"> Acute abdomen. Coma. 	28.57 %
	0.143 CP		2 hours <ul style="list-style-type: none"> Asthma (Adult /Child) Acute Respiratory distress Abnormal breathing. Pulmonary embolism and pneumothorax 	28.57 %
	0.071CP		1 hours <ul style="list-style-type: none"> Hypersensitivity reactions/anaphylaxis 	14.29%
	0.071CP		1 hour <ul style="list-style-type: none"> Endocrine emergencies. 	14.29%
			<ul style="list-style-type: none"> Basics in Toxicologic emergencies: as <ul style="list-style-type: none"> - accidental or intended poisonings - ingestion including diagnosis and treatments protocols 	

			and antidotes <ul style="list-style-type: none"> • Bites and stings 	
Student signature			Principle coordinator signature	Head of the department signature

1- Proof of lecture attendance:

S.N.	Lecture title	Lecturer name	Date	Signature

(5 credit Point for training)

Clinical training	Credit points	Responsible department	Attendance	Percentage of Achieved points
General emergency care in medicine	5CP	general medicine Emergency Unit& critical care units/ Internal medicine department	<p><u>Attend and practice in emergency unit for 15 wk (10 h/week x15 weeks) for fulfilling the following activities:</u></p> <p>* Practice 15 weeks in Emergency Department and record cases observed or participate in management.</p> <ul style="list-style-type: none"> • Chest pain • Acute abdomen. • Asthma (Adult /Child) • Acute Respiratory distress • Abnormal breathing. • Pulmonary embolism and pneumothorax • Coma. • Endocrine emergencies. • Hypersensitivity reactions/anaphylaxis • Basics in Toxicologic emergencies: as <ul style="list-style-type: none"> - accidental or intended poisonings <ul style="list-style-type: none"> - ingestion including diagnosis and treatments protocols and antidotes • Bites and stings 	100 %
Student signature			Principle coordinator signature	Head of the department signature

A- Emergency Department Clinical case log

S.N.	Diagnosis of case	Level of participation *	Location	Signature of supervisor
61-				
62-				
63-				
64-				
65-				
66-				
67-				
68-				
69-				
70-				
71-				
72-				
73-				
74-				
75-				
76-				

S.N.	Diagnosis of case	Level of participation *	Location	Signature of supervisor
77-				
78-				
79-				
80-				
81-				
82-				
83-				
84-				
85-				
86-				
87-				
88-				
89-				
90-				
91-				
92-				

S.N.	Diagnosis of case	Level of participation *	Location	Signature of supervisor
93-				
94-				
95-				
96-				
97-				
98-				
99-				
100-				
101-				
102-				
103-				
104-				
105-				
106-				
107-				
108-				

* Level of participation

A- Carry out

B- Carry out under supervision

C- Observe.

B- Clinical case presentation log

S.N.	Diagnosis of case	Level of participation *	Location	Signature of supervisor
11-				
12-				
13-				
14-				
15-				
16-				
17-				
18-				
19-				
20-				

* Level of participation

A- Carry out

B- Carry out under supervision



C- Observe.

Course (6):

**Traumatology in
Family medicine**

Course 6: Traumatology in family medicine

Requirements

-  **Formal Teaching 0.5 CP (7.14%), practical 5 CP (% 71.43). Self-directed and assignments 1.5CP (21.43%). Total 7CP (100%)**
-  **Minimal rate of attendance 80% of didactic and training (0.5 credit Point for didactic)**

Name of the course	Credit Point 0.5CP	Responsible department	Attendance 7h	Percentage of Achieved points
Traumatology	0.071 CP	Traumatology unit – Orthopedic department.	1 hours <ul style="list-style-type: none"> • Full Knowledge of ATLS protocols. • Primary emergency of common problems and assistance role in minor intervention in traumatology according to ATLS protocols for Polytrauma patients. 	14.29 %
	0.071 CP		1 hours <ul style="list-style-type: none"> • Principles of soft tissue coverage for open fractures and wound defects. · • Mechanism of bone and soft tissue 	14.29 %

			healing.	
	0.071 CP		1 hours <ul style="list-style-type: none"> · Biomechanics of fractures and fixation. · Classification of fractures and soft tissue injuries. · Complications of fractures. · Causes of pathological fractures 	14.29 %
	0.071 CP		1hours <ul style="list-style-type: none"> • Principles of non-operative fracture treatment. • Casting indications, types, technique and complications 	14.29 %
	0.071 CP		1 hours <ul style="list-style-type: none"> · Principles and indications for amputations. · Definition , indication and care of internal and external fixation. 	14.29 %
	0.071 CP		1 hours <ul style="list-style-type: none"> • <u>principles of Poly trauma</u> · Physiology of polytrauma, hemorrhage 	14.29 %

			and shock. · Primary and surgical management of open fractures.	
	0.071 CP		1 hours primary non-operative and operative management of: mentioned fractures of the upper limb and lower limb & fractures of the pelvis and acetabulum. -Pediatric fractures.	14.29 %
Student signature	Principle coordinator signature		Head of the department signature	

1- Proof of lecture attendance:

S.N.	Lecture title	Lecturer name	Date	Signature
8-				
9-				
10-				
11-				
12-				
13-				
14-				
15-				
16-				
17-				
18-				
19-				

(5 credit Point for training)

Clinical training	Credit points	Responsible department	Attendance	Percentage of Achieved points
Traumatology	Total	Traumatology unit – Orthopedic department.	<p>* <u>Attend and practice in emergency unit for 15 wk (10 h/week x15 weeks) for fulfilling the following activities:</u></p> <p>Practice with clinical cases for at least 3 weeks in trauma unit including interpretation of their different radiologic patterns and related laboratory investigation</p> <p>➤ Procedures log as mentioned below</p>	100 %
	5CP			
	3.24CP			66.7%
	1.5CP			
	0.165 CP		➤ Practice in the operative theatre at least twice /week for 3weeks and record the attended and observed procedures	30%
			➤ Formative assessment (Mini Clinical Exam).	3.3%
Student signature			Principle coordinator Signature	Head of the department signature

Trauma case log

Date	Name	Operation	OASU*	Signature of supervisor
109-				
110-				
111-				
112-				
113-				
114-				
115-				
116-				
117-				
118-				
119-				
120-				
121-				
122-				
123-				
124-				
125-				

Date	Name	Operation	OASU*	Signature of supervisor
126-				
127-				
128-				

***O: Observed A: Assisted S: Supervised U: Unsupervised**

Date	Name	Operation	OASU*	Signature of supervisor
129-				
130-				
131-				
132-				
133-				
134-				
135-				
136-				
137-				
138-				
139-				
140-				
141-				

Date	Name	Operation	OASU*	Signature of supervisor
142-				
143-				
144-				
145-				
146-				
147-				
148-				

***O: Observed A: Assisted S: Supervised U: Unsupervised**

Date	Name	Operation	OASU*	Signature of supervisor
149-				
150-				
151-				
152-				
153-				
154-				
155-				
156-				

Date	Name	Operation	OASU*	Signature of supervisor
157-				
158-				
159-				
160-				
161-				
162-				
163-				
164-				
165-				
166-				
167-				
168-				

***O: Observed A: Assisted S: Supervised U: Unsupervised**

2nd Part

2nd Part

Speciality course:

Course 7-12: Family medicine (advanced)

- **Course 7-- Internal medicine**
- **Course 8 (Module)1- Dermatology, venerology and andrology.**
- **Unit (Module) 2 Neurology and Psychiatry.**
- **Course 9- Obstetric and gynecology & family planning.**
- **Course 10 - Pediatric medicine.**
- **Course 11-**
- **General surgery**
- **Unit (Module) -orthopedic**
 - **Course 12 -**
 - **Unit ENT.**
 - **Unit (Module)- Ophthalmology.**
 - **Unit (Module)- Urology**

specialized course

second part					
3 rd semester					
Specialized family medicine courses:					
Course 8:					
- Internal Medicine related to family medicine.	FAM218	1	5	2	8
Course 9:					
- Dermatology, venerology and andrology& Neurology and Psychiatry related to family medicine.	FAM233 D#	1	5	2	8 (4+4)
General Academic obligatory Course		1		1	2
4 th semester					
Course 10:					
- Obstetrics and gynecology & family planning related to family medicine.	FAM224	1	6	2	9
Course 11:					
- Pediatrics related to family medicine.	FAM225	1	6	2	9
5 th semester					
Course 12:					
- General surgery and orthopedic related to family medicine.	FAM233E #	1	5	2	8 (5+3)
Course 13:					
- ENT surgery, Ophthalmology and Urology related to family medicine.	FAM233F #	1	5	2	8 (3+3+2)
General Academic obligatory Courses		1		1	2

Credit Point for practical training in Family Medicine Centers

- **Family medicine Courses training in Family Medicine Centers including;**

Clinical training	Responsible department	Attendance	Percentage of Achieved points
	Family Medicine department	520 practice in health offices	100% of training
		-Perform four visits arranged with the Ministry of Health to an accredited center for family medicine in Assiut District to cover the following activities: <ol style="list-style-type: none"> 1- Awareness and training about the steps of creation of family folders. 2- Awareness and training about the details of examination and follow up mechanism 3- Mechanism of families invitation 4- Follow up activities for patients as: diabetics, hypertensives, IMCI activities, family planning,etc 5- Awareness and training about the quality assurance committees inside the family medicine clinic. 6- Other family doctor activities as health education. 	85.7%
		Taining for filing Preparation for each visit and report and formative assesment after completing the visits	14.3%
Student signature			

**Family Medicine
Master
Second part Portfolio
Course 7-12**

Second part: 3rd semester

Course 7:
Internal medicine
related to family
medicine

Course 7

Internal medicine related to family medicine.

Requirements:

- + Formal Teaching 1 CP (12.5%), practical 5 CP (62.5%), Self-directed and assignments 2CP (25%). Total 8CP (100%).
- + Minimal rate of attendance 80% of didactic and training.

Requirements (1 credit hour for didactic)

Name of the course	Credit Point 1CP	Responsible department	Attendance 15h	Percentage of Achieved points
Course 8: Internal Medicine related to family medicine	0.167 CP	Internal Medicine department	2.5h Pulmonary: -Bronchial asthma -COPD Hepatology - Hepatitis - Liver cirrhosis -Gall stones and acute cholecystitis -Choledocholithiasis and cholangitis	16.66%
	0.167 CP		2.5h Cardiology: -Congestive Heart failure -Coronary artery disease -Hypertension -hyperlipidemia	16.66%
	0.167 CP		2.5h - Haematology -Lymphomas (diagnosis&types) -Acute and chronic leukemia (diagnosis&types) -platelet and Bleeding disorders -Anemia	<u>66.64%</u> 16.66%
	0.167 CP		2.5h - Endocrinology	16.66%

	0.267CP		-Diabetes mellitus - Common endocrine disorders: - Hyperthyroidism - Hypothyroidism -Adrenal insufficiency - Cushing syndrome - Hyperaldesteronism -Pheochromocytoma - 4h Gastroenterology -Constipation - Acute and chronic diarrhea - Esophagitis - GERD -Dysphagia -peptic ulcer. -Irritable bowel disease -Inflammatory bowel disease Renal diseases 1h -Acute renal failure - chronic kidney disease	26.66%
Student signature			Principle coordinator signature	Head of the department signature

Proof of lecture attendance:

S.N.	Lecture title	Lecturer name	Date	Signature
1.				
2.				
3.				
4.				
5.				
6.				
7.				
8.				
9.				
10.				
11.				
12.				
13.				
14.				
15.				

16.				
17.				
18.				
19.				
20.				
21.				
22.				
23.				
24.				
25.				

(5 credit Point for training)

Clinical training	Credit Point	Responsible department	Attendance	Percentage of Achieved hours
Clinical training in Internal Medicine related to family medicine	5CP	Internal Medicine department	<u>Attend and practice in internal medicine clinic for 15 wk (10 h/week x15 weeks) for fulfilling the following activities:-</u>	100%
	0.417CP		Bronchial asthma -COPD Hepatology - Hepatitis -Liver cirrhosis -Gall stones and acute cholecystitis	8.33%
	0.833CP		-Congestive Heart failure -Coronary artery disease -Hypertension -hyperlipidemia	16.66%
	0.833CP		*Practice 4 weeks in emergency Department and record cases observed or participate in management.	16.66%
	0.417CP		<u>*Haematology</u> Lymphomas -Acute and chronic leukemia -platelet and Bleeding disorders -Anemia <u>*Endocrinology</u> -Diabetes mellitus - Common endocrine disorders:	8.33%

	0.417CP		<ul style="list-style-type: none"> - Hyperthyroidism -Hypothyroidism -Adrenal insufficiency - Cushing syndrome - Hyperaldosteronism -Pheochromocytoma - 	8.33%
	1.25%		<u>Gastroenterology</u> <ul style="list-style-type: none"> - Constipation - Acute and chronic diarrhea - Esophagitis - GERD -Dysphagia -peptic ulcer. -Irritable bowel disease -Inflammatory bowel disease 	25%
	0.833CP		Renal diseases <ul style="list-style-type: none"> -Acute renal failure - chronic kidney disease 	16.66%
Student signature			Principle coordinator signature	Head of the department signature

Formative assessment will be done at the end of course

Course 7: Internal Medicine related to family medicine

A-Clinical case log

S.N.	Diagnosis of case	Level of participation *	Location	Signature of supervisor
169-				
170-				
171-				
172-				
173-				
174-				
175-				
176-				
177-				
178-				
179-				
180-				
181-				
182-				
183-				
184-				
185-				

S.N.	Diagnosis of case	Level of participation *	Location	Signature of supervisor
186-				
187-				
188-				

* Level of participation

A- Carry out

B- Carry out under supervision

C- Observe.

A-Clinical case log

S.N.	Diagnosis of case	Level of participation *	Location	Signature of supervisor
189-				
190-				
191-				
192-				
193-				
194-				
195-				
196-				
197-				
198-				
199-				
200-				
201-				
202-				
203-				
204-				
205-				
206-				

207-				
208-				

* Level of participation

A- Carry out

B- Carry out under supervision

C- Observe.

B- Clinical case presentation log

S.N.	Diagnosis of case	Level of participation *	Location	Signature of supervisor
21-				
22-				
23-				
24-				
25-				
26-				
27-				
28-				
29-				
30-				
31-				
32-				
33-				
34-				
35-				

* Level of participation

A- Carry out

B- Carry out under supervision

C- Observe.

C- Rotation and attendance in internal medicine Units

Date	Unit	Duration	Signature of supervisor

D- Emergency Department attendance log:

S.N.	Date	Supervisor	Signature
1.			
2.			
3.			
4.			
5.			
6.			
7.			
8.			
9.			
10.			
11.			
12.			
13.			
14.			
15.			
16.			
17.			
18.			
19.			
20.			

Course 8:

Unit 1

**Dermatology,
Venereology and
Andrology**

Requirements

✚ **Formal Teaching 0.5CP (12.5%), practical 2.5 CP (62.5%), Self-directed and assignments 1CP (25%). Total 4CP (100%)**

✚ **Minimal rate of attendance 80% of didactic and training.**

Requirements (0.5 credit Point for didactic):

Name of the course	Credit Point 0.5CP	Responsible department	Attendance 7h	Percentage of Achieved points
Dermatology, Venereology and Andrology	0.143CP	Dermatology, Venereology & Andrology -	2hours Etiology, clinical picture, diagnosis and management of the following diseases and clinical Dermatology, Venereology and Andrology conditions related to family medicine: o Neonatal eczema and neonatal nevi (vascular – pigmented) o Pruritis. o Eczematous skin conditions including atopic and contact dermatitis o Cutaneous erythemas (Psoriasis, lichen plannus) o Occupational dermatoses (eczema-physical dermatitis) o photosensitivity (photocontact-solar urticarial)	28.57%
	0.071CP		1 hour o Cutaneous infections including, viral, bacterial, parasitic, and fungal skin diseases with	14.29%

			special concern to leprosy and other chronic infections in our community. o Drug reactions.	
	0.071CP		1hour o Diseases of connective tissue and subcutaneous fat(Systemic lupus-cutanous lupus(dicoid lupus) o Acne vulgris o Alopecia	14.29%
	0.071CP		1hour o Skin affection in systemic diseases (liver-kidney-thyroid-vitamin deficiency) o Nail disorders (nutritional-liver-kidney-fungal infection) o Disorders of lips and oral cavity	14.29%
	0.143CP		2hours - Principles for diagnosis of common disorders in andrology and sexual transmitted diseases: basics of: o Introduction to male infertility o Aetiology of male infertility o Diagnosis of male infertility. o Aetiology of erectile dysfunction o Diagnosis of Erectile dysfunction o Ejaculatory disorders o Introduction to STDs o Male genital system inflammations o Female genital system inflammations o Gonorrhea o Chlamydia o Chancroid	28.57%

			<ul style="list-style-type: none"> o Granuloma inguinal o Syphilis o HIV o Herpes Simplex o Genital warts o Molluscum contagiosum o Genital candidiasis o Genital trichomoniasis 	
Student signature			Principle coordinator signature	Head of the department signature

1- Proof of lecture attendance:

S.N.	Lecture title	Lecturer name	Date	Signature

(2.5 credit Point for training)

Clinical training	Credit Point 2.5CP	Responsible department	Attendance	Percentage of Achieved points
Course 8, unit 1Dermatology, Venereology and Andrology	1.2CP	Dermatology, Venereology and Andrology	<u>15wk (5h/week x15week)</u> Practice with clinical cases in the Department including interpretation of their different cutaneous &histopathology patterns and, related laboratory investigations Ø Log of dermatology cases as mentioned below Ø Procedures log as mentioned below	48 %
	0.6CP		Attendance of dermatology outpatient clinics for at least 30 outpatient clinic	24 %
	0.6CP		Attendance of at least 30% of clinical rounds of (men& bed section) in department with staff groups (2hour/day for 2 week) attendance of outpatient clinic during these 2 weeks	24%
	0.075CP		Sharing& participation in scientific activities of department &presentation as mentioned in scientific activities below.	3 %
	0.025CP		Formative assessment	1 %
Student signature			Principle coordinator signature	Head of the department signature

Dermatology cases log

Case *	Number of cases
Pruritis and prurigo	At least 20 cases
Eczematous skin conditions	At least 20 cases
Cutaneous erythemas	At least 10 cases
Occupational Dermatoses	At least 20 cases
Cutaneous infections	At least 25 cases
Leprosy	At least 10 cases
Drug reactions	At least 15 cases
Cutaneous pigmentary Disorders	At least 10 cases
Cutaneous naevi	At least 15 cases
Urticarial and flushing Disorders	At least 20 cases
Disorders of skin Appendages	At least 10 cases
Disorders of Keratinization	At least 15 cases
Autoimmune connective tissue diseases	At least 15 cases
Bullous skin diseases	At least 10 cases
Cutaneous disorders in systemic diseases	At least 15 cases
Nail disorders	At least 15 cases
Disorders of lips and oral cavity	At least 15 cases

*Cases should include both sexes and different age categories

Andrology Case Log

Case	Number of cases
Male infertility	30 cases
Male sexual dysfunction	20 cases
Male genital system infections	30 cases

Procedure Log:

Procedure & clinical skills

1. Minor surgical procedures

- o Cutaneous laboratory tests as scrapings and obtaining hair, nail and tissue specimens for direct mycological examination
- o Skin biopsy taking
- o Wood's light examination
- o -Bacteriological swab
- o –Trichogram
- o Comedo extraction
- o Simple suturing technique
- o Electric cauterization
- o Cryotherapy
- o Intralesional injection

Write a report and reading of

- Skin biopsy report
- laser report
- chemical peeling report
- microdermabrasion report
- semen analysis
- testicular biopsy reports.

• Case presentation: - a minimum of 5 presentations

A-Clinical case log

S.N.	Diagnosis of case	Level of participation *	Location	Signature of supervisor
209-				
210-				
211-				
212-				
213-				
214-				
215-				
216-				
217-				
218-				
219-				
220-				
221-				
222-				
223-				
224-				
225-				
226-				

* Level of participation

A- Carry out

B- Carry out under supervision

C- Observe.

A-Clinical case log

S.N.	Diagnosis of case	Level of participation *	Location	Signature of supervisor
227-				
228-				
229-				
230-				
231-				
232-				
233-				
234-				
235-				
236-				
237-				
238-				
239-				
240-				
241-				
242-				
243-				
244-				

* Level of participation

A- Carry out

B- Carry out under supervision

C- Observe.

S.N.	Diagnosis of case	Level of participation *	Location	Signature of supervisor
245-				
246-				
247-				
248-				
249-				
250-				
251-				
252-				
253-				
254-				
255-				
256-				
257-				
258-				
259-				
260-				
261-				
262-				
263-				
264-				

B- Clinical case log

S.N.	Diagnosis of case	Level of participation *	Location	Signature of supervisor
36-				
37-				
38-				
39-				
40-				
41-				
42-				
43-				
44-				
45-				
46-				
47-				
48-				
49-				
50-				

* Level of participation

A- Carry out

B- Carry out under supervision

C- Observe.

B- Outpatient clinic

[illegible][illegible]

C- Procedure Log (Minor surgical procedures):

S.N.	Date	Level	REMARKS SIGNATURE OF SUPERVISOR
21.			
22.			
23.			
24.			
25.			
26.			
27.			
28.			
29.			
30.			
31.			
32.			
33.			
34.			
35.			
36.			
37.			
38.			

Level: 1= Observe 2= Participate 3= Perform

C- Procedure Log (Minor surgical procedures):

S.N.	Date	Level	REMARKS SIGNATURE OF SUPERVISOR
21.			
22.			
23.			
24.			
25.			
26.			
27.			
28.			
29.			
30.			
31.			
32.			
33.			
34.			
35.			
36.			
37.			
38.			
39.			
40.			

Level: 1= Observe 2= Participate 3= Perform

Course 8

Unit 2:

Neurology and

Psychiatry.

Requirements

Formal Teaching 0.5CP (12.5%), practical 2.5 CP (62.5 %), Self-directed and assignments 1CP (25%). Total 4CP (100%).

Minimal rate of attendance 80% of didactic and training.

Requirements (0.5 credit Point for didactic)

Name of the course	Credit Point (0.5CP)	Responsible department	Attendance 7 hours	Percentage of Achieved points
Neurology and Psychiatry.		Neurology and Psychiatry department	0.5h for each Psychiatry <ol style="list-style-type: none"> 1. Mental health symptoms and signs (30 min) 2. Generalized anxiety disorder (GAD) 3. Panic disorder (30 min) 4. Obsessive–compulsive disorder (OCD) & Chronic stress and Post-traumatic stress disorder (PTSD) (30 min) 5. Somatization and Body dysmorphic disorder (BDD) 6. Depression (30 min) 7. Schizophrenia and mania (30 min) 8. Acute delirium and Dementia (30 min) 9. Eating disorders& Sleep-wake disorders (30 min) 10. Drug misuse disorders (30 min) 	71.43%
		Neurology	Neurology <ol style="list-style-type: none"> 1. Migraine headache and Non-migraine headache (1h) 2. Seizures (1h) 3. Stroke (1h) 4. Peripheral neuropathy(1h) 	28.6%
Student signature	Principle coordinator signature		Head of the department signature	

Proof of lecture attendance:

S.N.	Lecture title	Lecturer name	Date	Signature
26.				
27.				
28.				
29.				
30.				
31.				
32.				
33.				
34.				
35.				

2.5 credit Point for training

Name of the course	Credit Point	Responsible department	Attendance	Percentage of Achieved points
Neurology and Psychiatry.	2.5CH	Neurology and Psychiatry department	<p>5h/week through 15 weeks training in neurology and psychiatry department and outpatient clinics including the following:</p> <p>- Proper management of the following conditions:</p> <ul style="list-style-type: none"> -Generalized anxiety disorder (GAD) - Panic disorder - Obsessive–compulsive disorder (OCD & Chronic stress and Post-traumatic stress disorder (PTSD)) - Somatization and Body dysmorphic disorder (BDD) - Depression - Schizophrenia and mania -Acute delirium*&Dementia -Eating disorders & Sleep-wake disorders - Drug misuse disorders <p>Prescribe the following non invasive therapeutic procedures including;</p> <ul style="list-style-type: none"> -- Migraine headache and Nonmigraine headache - Seizures - Stroke - Peripheral neuropathy 	0.25% for each
Student signature	Principle coordinator signature		Head of the department signature	

A-Clinical case log

S.N.	Diagnosis of case	Level of participation *	Location	Signature of supervisor
1-				
2-				
3-				
4-				
5-				
6-				
7-				
8-				
9-				
10				
11				
12				
13				
14				
15				
16				
17				
18				

* Level of participation

A- Carry out

B- Carry out under supervision

C- Observe.

A-Clinical case log

S.N.	Diagnosis of case	Level of participation *	Location	Signature of supervisor
19				
20				
21				
22				
23				
24				
25				
26				
27				
28				
29				
30				
31				
32				
33				
34				
35				
36				

* Level of participation

A- Carry out

B- Carry out under supervision

C- Observe.

Second part: 4th semester

Course 9

Obstetrics and

Gynecology

& Family Planning

related to family

medicine Course

Requirements

✚ **Formal Teaching 1CP (11.11%), practical 6 CP (66.66 %), Self-directed and assignments 2CP (22.22%). Total 9CP (100%)**

- Minimal rate of attendance 80% of didactic and training
(1 credit Point for didactic)

Name of the course	Credit Point 1CP	Responsible department	Attendance 15h	Percentage of Achieved points
Obstetrics and Gynecology & family planning.	0.2CP	Gynecology & Obsterics department	3 hours Obstetrics <u>- Preconception issues:</u> - preconception risk assessment - Preconception Lab Workup - Preconception Interventions <u>- First-trimester issues:</u> - Diagnosis of Pregnancy - First-Trimester Routine Prenatal Care - First-Trimester Fetal Development - Common Problems of the First Trimester: (Hyperemesis Gravidarum- First-trimester vaginal Bleeding- ectopic pregnancy- Hydatidiform molar pregnancy)	20%
	0.2CP		3 hours <u>- Second - and third -trimester issues:</u> -Second- and Third-Trimester Routine Prenatal Care - Second- and Third-Trimester Labs/Studies -Second- and Third-Trimester Counseling -Second- and Third-Trimester Fetal Development -Common Problems of the Second and Third Trimesters: (third-trimester Bleeding-IUGR-Gestational diabetes mellitus-macrosomia-polyhydramnios- oligohydramnios-preterm labor-premature rupture of membranes-Hypertensive disorders of pregnancy-cholestasis of pregnancy-Breech presentation- multiple-Gestation pregnancies)	20%
	0.1Cp		1.5 hours	10%

			<ul style="list-style-type: none"> - <u>Peripartum issues:</u> <ul style="list-style-type: none"> -Normal Labor and Delivery - Fetal Monitoring -Labor Arrest and Protraction Disorders -Pain Control During Labor and Delivery -Induction of Labor -Peripartum Complications (Group B streptococcus (GBs) infection-shoulder dystocia-Genital tract lacerations-chorioamnionitis) -Operative vaginal delivery(cesarean section-vaginal Birth after c-section) - meconium-stained amniotic Fluid -placental pathology 	
	0.1CP		1.5 hours <ul style="list-style-type: none"> - <u>Postpartum issues:</u> <ul style="list-style-type: none"> -Routine Postpartum Care -Postpartum complications: (postpartum endometritis-postpartum haemorrhage-retained placenta) -Breast- feeding issues. - Infections in Pregnancy - other medical issues in Pregnancy: (Depression in Pregnancy/Postpartum Depression-Thromboembolic Disease) -Medications in Pregnancy 	10%
	0.2CP		3 hours <ul style="list-style-type: none"> - Menstrual disorders: (Dysmenorrhea-Abnormal Uterine Bleeding-Amenorrhea-Polycystic Ovarian Syndrome) - Vulvovaginitis - chronic Pelvic Pain - Pelvic organ Prolapse 	20%
	0.1CP		1.5 hours <ul style="list-style-type: none"> - Family Planning . - Sexually transmitted infections. - Cervical cancer screening - Gynecologic cancers(Ovarian Cancer-Uterine Cancer-Cervical Cancer-Vulvar and Vaginal Cancer-Gestational Trophoblastic Neoplasia) 	10%
	0.1CP		1.5 hours <ul style="list-style-type: none"> - Menopause - - Sexual Violence - Sexual dysfunction 	10%

			- Infertility - Other gynecologic conditions: (Ovarian Mass-Fibroids-Endometriosis-Ovarian Torsion-Vulvodynia) - Vulvar cutaneous conditions: (Lichen Sclerosus-Lichen Planus-Vulvar Lichen Simplex Chronicus)	
Student signature		Principle coordinator signature		Head of the department signature

1- Proof of lecture attendance:

S.N.	Lecture title	Lecturer name	Date	Signature
1.				
2.				
3.				
4.				
5.				
6.				
7.				
8.				
9.				
10.				
11.				
12.				
13.				
14.				
15.				
16.				
17.				

6 credit Point for training

Clinical training	Credit Point	Responsible department	Attendance	Percentage of Achieved points
Clinical training in Gynecology & Obsterics and family planning In department wards & relevant outpatient clinic	1.5CP	Gynecology & Obsterics department	*Practice 15weeks in Ob& Gyn department (12h/week x15week) with obstetrics cases including recording case Log of cases as the following table: - Postpartum complications: (postpartum endometritis-postpartum haemorrhage-retained placenta) - Infections in Pregnancy - other medical issues in Pregnancy: (Depression in Pregnancy/Postpartum Depression-Thromboembolic Disease)	25%
	1.5CP		Dysmenorrhea-Abnormal Uterine Bleeding-Amenorrhea-Polycystic Ovarian Syndrome) - Vulvovaginitis - chronic Pelvic Pain - Pelvic organ Prolapse	25 %
	1.2CP		* Family Planning . - Sexually transmitted infections. - Cervical cancer screening - Gynecologic cancers (Ovarian Cancer-Uterine Cancer-Cervical Cancer-Vulvar and Vaginal Cancer-Gestational Trophoblastic Neoplasia)	20 %
	1.2CP		*Practice in OB&GYN Emergency Department and recording observed cases as logged off.	20 %
	0.6CP		Formative assessment In obs. And gyn. and family planning	10 %
Student signature		Principle coordinator signature		Head of the department signature

Required Procedures

Procedures
diagnostic, therapeutic, preventive tools used in woman health care including the following:
<ul style="list-style-type: none">o Limited ultrasound examination and interpretationo Management of laboro Pudendal and local anaesthesiao Induction of laboro Neonatal resuscitationo Assistance in cesarean sectiono Oral contraceptive counseling and prescribingo Intrauterine contraceptive device counseling, insertion and removalo Diaphragm fitting and counseling

A-Clinical case log

S.N.	Diagnosis of case	Level of participation *	Location	Signature of supervisor
1-				
2-				
3-				
4-				
5-				
6-				
7-				
8-				
9-				
10-				
11-				
12-				
13-				
14-				
15-				
16-				
17-				
18-				
19-				
20-				

* Level of participation

A- Carry out

B- Carry out under supervision

C- Observe.

S.N.	Diagnosis of case	Level of participation *	Location	Signature of supervisor
21-				
22-				
23-				
24-				
25-				
26-				
27-				
28-				
29-				
30-				
31-				
32-				
33-				
34-				
35-				
36-				
37-				
38-				
39-				

A-Clinical case log

S.N.	Diagnosis of case	Level of participation *	Location	Signature of supervisor
40-				
41-				
42-				
43-				
44-				
45-				
46-				
47-				
48-				
49-				

* Level of participation

A- Carry out

B- Carry out under supervision

C- Observe.

B- Clinical case presentation log

S.N.	Diagnosis of case	Level of participation *	Location	Signature of supervisor
1-				
2-				
3-				
4-				
5-				
6-				
7-				
8-				
9-				
10-				

* Level of participation

A- Plan and carry out

B- Carry out

C- Carry out under supervision

C- Emergency unit in Gynecology & Obseterics and family planning Department attendance

S.N.	Date	Supervisor	Signature
1.			
2.			
3.			
4.			
5.			
6.			
7.			
8.			
9.			
10.			
11.			
12.			
13.			
14.			
15.			
16.			
17.			
18.			
19.			
20.			

* Level of participation

A- Plan and carry out

B- Carry out

C- Carry out under supervision

Procedure Log

S.N.	Procedure	Date	Supervisor Signature
1.			
2.			
3.			
4.			
5.			
6.			
7.			
8.			
9.			
10.			
11.			
12.			
13.			
14.			
15.			
16.			
17.			
18.			
19.			
20.			

* Level of participation

A- Plan and carry out

B- Carry out

C- Carry out under supervision

Procedure Log

S.N.	Procedure	Date	Supervisor Signature
1.			
2.			
3.			
4.			
5.			
6.			
7.			
8.			
9.			
10.			
11.			
12.			
13.			
14.			
15.			
16.			
17.			
18.			

* Level of participation

A- Plan and carry out

B- Carry out

C- Carry out under supervision

Course 10

Pediatrics related to family medicine

Requirements

✚ Formal Teaching 1CP (11.11%), practical 6 CP (66.66 %), Self-directed and assignments 2CP (22.22%). Total 9CP (100%)

✚ Minimal rate of attendance 80% of didactic and training.

Requirements (1 credit Point for didactic)

Name of the course	Credit Point	Responsible department	Attendance 15h	Percentage of Achieved points
Course 11: Pediatrics related to family medicine	0.12CP	Department of pediatrics medicine	-The normal neonate (assessment and care in The delivery room) and Common neonatal problems:- (Birth trauma-Neonatal jaundice-necrotizing enterocolitis-neonatal sepsis –Transient tachypnea of newborn-meconium aspiration syndrome - Neonatal Cyanosis- Neonatal convulsions). Genetic and congenital disorders and Failure to thrive	12%
	0.2CP		--Indications, contraindications, administration and precautions of the immunizations necessary for infants and children according to the national schedule and the condition of the child -- Establishment of breast feeding - Breast feeding problems. -Assessment of growth and development for infants and children and important factors affecting growth and development.	20%
	0.28CP		-Most important diseases in multiple systems as: Cardiovascular:(VSD and ASD -Innocent murmurs-cyanotic heart disease-Rheumatic fever).	28%

	0.06CP		<p>Respiratory disease: (common cold –allergic rhinitis-Respiratory distress-Apnea-apparent life threatening Events -Asthma-Epiglottitis – foreign body-croup-bronchiolitis-Pneumonia)</p> <p>Gastrointestinal disease:(Vomiting -Diarrhea –Abdominal pain-colic-Pyloric stenosis- intestinal obstruction-Meckel diverticulum-GERD)</p> <p>Endocrine: (Growth delay-Short stature –DM)</p> <p>Hematology (Anemia-sickle cell disease- Leukemia –Lymphoma)</p> <p>Neurology:(Microcephaly –Macrocephaly – Hearing loss -Cerebral palsy)</p> <p>Common conditions:</p> <p>(Acute otitis media-Fever-seizures-meningitis -diaper dermatitis-parasitic infection-viral exanthema)</p> <p>---The nutritional requirements and Nutritional assessment -the most common pediatric nutritional disorders and their management- Protein-energy malnutrition</p> <p>-Psychosocial and behavioral troubles:</p> <p>(ADHD - Autism -Sleep troubles -Nocturnal enuresis and encopresis - School refusal and learning problems-temper tantrums- breath holding)</p> <p>-Child abuse.</p> <p>-INTEGRATED MANAGEMENT OF CHILDHOOD ILLNESS(IMCI)</p>	6%
	0.1CP			10%
	0.12CP			12%
	0.12CP			12%
Student signature		Principle coordinator signature		Head of the department signature

Proof of lecture attendance:

S.N.	Lecture title	Lecturer name	Date	Signature
36.				
37.				
38.				
39.				
40.				
41.				
42.				
43.				
44.				
45.				

6 credit Point for training

Clinical training	Credit Point 6CP	Responsible department	Attendance	% of Achieved points
Course 10; Clinical training in pediatrics Units and relevant outpatient clinics	0.6CH	Pediatrics Medicine department	Practice in the department 12h/week /15week in Pediatric Medicine Department with cases including the following case log in General Pediatric Medicine Log of 2 cases - Kwashiorkor - Marasmus • Nutritional edema • Vitamin D deficiency rickets • Vitamins & trace element deficiency	10%
	<u>1.2CP</u>		- Ped. GIT Log of 2 cases Vomiting -Diarrhea–Abdominal pain-colic-Pyloric stenosis-intestinal obstruction-Meckel diverticulum-GERD Ped. Pulmonology -common cold –allergic rhinitis-Respiratory distress-Apnea-apparent life threatening Events -Asthma-Epiglottitis –foreign body-croup-bronchiolitis-Pneumonia	<u>20%</u>
	1.2CP		Practice 4week with cases in pediatric Emergency Unit and including case log record of observed cases.	20%
	<u>1.8CP</u>		Practice 6 weeks (4h/dayx6wks) with cases in the department related units to mentioned diagnoses including case log of the following: -Log of 2 cases in - <u>Ped. Hematology</u> Anemia-sickle cell disease-Leukemia -Lymphoma <u>Ped.Neurology:</u> (Microcephaly –Macrocephaly –Hearing loss -	<u>30%</u>

			Cerebral palsy) <u>Ped.Psychiatry:</u> ADHD - Autism -Sleep troubles -Nocturnal enuresis and encopresis - School refusal and learning problems-temper tantrums-breath holding	
Clinical training in basics of pediatrics in Units and relevant outpatient clinics	<u>0.9CP</u>	Pediatrics Medicine department	Practice 3 wks with cases in the department related units to the following diagnoses including Log of 2 cases of the following cases - <u>Ped. Cardiology</u> VSD and ASD -Innocent murmurs-cyanotic heart disease-Rheumatic fever. - <u>Ped. Endocrinology</u> <ul style="list-style-type: none"> • Type 1 diabetes mellitus • Short stature for DD - <u>Pediatric Intensive Care Unit</u> <ul style="list-style-type: none"> • Coma for DD • Status epilepticus • Status asthmaticus • Respiratory failure • Diabetic ketoacidosis • Metabolic disturbance • DIC • Septicemia & septic shock 	<u>15%</u>
		0.3CP	Practice 1 wks in the department- neonatology unit with cases including Log of the following cases - <u>Neonatology & NICU</u> <ul style="list-style-type: none"> • Neonatal care at delivery room • Premature infant • Post term infants • Respiratory distress syndrome • Neonatal jaundice for DD • Hypoglycemia • Hypocalcemia • Dysmorphic infant 	5 %
Student signature			Principle coordinator signature	Head of the department signature

A-Clinical case log

S.N.	Diagnosis of case	Level of participation *	Location	Signature of supervisor
37-				
38-				
39-				
40-				
41-				
42-				
43-				
44-				
45-				
46-				
47-				
48-				
49-				
50-				
51-				
52-				
53-				
54-				

* Level of participation

A- Carry out

B- Carry out under supervision

C- Observe.

A-Clinical case log

S.N.	Diagnosis of case	Level of participation *	Location	Signature of supervisor
55-				
56-				
57-				
58-				
59-				
60-				
61-				
62-				
63-				
64-				
65-				
66-				
67-				
68-				
69-				
70-				
71-				
72-				
73-				
74-				

A-Clinical case log

S.N.	Diagnosis of case	Level of participation *	Location	Signature of supervisor
75-				
76-				
77-				
78-				
79-				
80-				
81-				
82-				
83-				
84-				
85-				
86-				
87-				
88-				
89-				
90-				
91-				
92-				
93-				
94-				

A-Clinical case log

S.N.	Diagnosis of case	Level of participation *	Location	Signature of supervisor
95-				
96-				
97-				
98-				
99-				
100-				
101-				
102-				
103-				
104-				
105-				
106-				
107-				
108-				
109-				
110-				
111-				
112-				

A-Clinical case log

S.N.	Diagnosis of case	Level of participation *	Location	Signature of supervisor
113-				
114-				
115-				
116-				
117-				
118-				
119-				
120-				
121-				
122-				
123-				
124-				
125-				
126-				
127-				
128-				
129-				
130-				
131-				
132-				

A-Clinical case log

S.N.	Diagnosis of case	Level of participation *	Location	Signature of supervisor
133-				
134-				
135-				
136-				
137-				
138-				
139-				
140-				
141-				
142-				
143-				
144-				
145-				
146-				
147-				
148-				
149-				
150-				
151-				
152-				

S.N.	Diagnosis of case	Level of participation *	Location	Signature of supervisor
153-				
154-				
155-				
156-				
157-				
158-				
159-				
160-				
161-				
162-				

* Level of participation

A- Carry out

B- Carry out under supervision

C- Observe.

B- Clinical case presentation log

S.N.	Diagnosis of case	Level of participation *	Location	Signature of supervisor
1-				
2-				
3-				
4-				
5-				
6-				
7-				
8-				
9-				
10-				
11-				
12-				
13-				
14-				
15-				
16-				
17-				
18-				

*

Level of participation A- Plan and carry out B- Carry out C- Carry out under supervision

C- Emergency Department attendance log:

S.N.	Date	Supervisor	Signature
1.			
2.			
3.			
4.			
5.			
6.			
7.			
8.			
9.			
10.			
11.			
12.			
13.			
14.			
15.			
16.			
17.			
18.			
19.			
20.			

Second part: 5th semester



Course 11: Unit 1:

General Surgery related to family

medicine. orthopedic

Course 11; unit 1: General Surgery

Requirements

-  **Formal Teaching 0,625CP (12.5%), practical 3.125 CP (62.5 %), Self-directed and assignments 1.25CP (25%). Total 5CP (100%)**
-  **Minimal rate of attendance 80% of didactic and training.**

Requirements (0,625CP for didactic)

Name of the course	Credit Point 0,625CP	Responsible department	Attendance 9h	Percentage of Achieved points
General Surgery	<u>0.07CP</u> <u>For eacP</u>	General Surgery department	1h each	
			1) Preoperative Evaluation&Perioperative Management& Postoperative Care	11.11%
			2) Surgical Infections &Wound Management	11.11%
			3) Acute Abdomen and Appendicitis & Small and large Bowel Obstruction	11.11%
			4) Breast Cancer	11.11%
			5) Obstructive jaundice	11.11%
			6) Anorectal Disorders	11.11%
			7) Abdominal Wall Hernias	11.11%
			8) Thyroid disease	11.11%
9) Peptic ulcer &Varicose vein and DVT	11.11%			
Student signature			Principle coordinator signature	Head of the department signature

Proof of lecture attendance:

S.N.	Lecture title	Lecturer name	Date	Signature
46.				
47.				
48.				
49.				
50.				
51.				
52.				
53.				
54.				
55.				
56.				
57.				
58.				
59.				

3.125 CP for training

Name of the course	Credit points	Responsible department	Attendance	Percentage of Achieved points
Course 11; unit 1: General Surgery related to family medicine	3.125 CP 1.25CP	Department of general Surgery	<p>6h/week/15 weeks training in general Surgery department including the following:</p> <p>Practice in the emergency and trauma unit of surgery 2h/day /4week in:</p> <ul style="list-style-type: none"> - Radiological and Laboratory investigations for detection of surgical problems on primary health care level - Rapid assessment of acutely ill patient - Suturing and laceration repair - Incision and drainage of superficial abscesses - Wound debridement and wound management - Nasogastric tube insertion - Fine needle aspiration - Local anesthesia techniques 	<p><u>40%</u></p> <p>5%</p> <p>For each</p>
	1.9CP		Practice in the department 1h/day /6weeks in	60%

	0.4cp for each		<p>general Surgery department and outpatient clinics including the following case log</p> <ul style="list-style-type: none"> -Preoperative Evaluation - Perioperative Management - Postoperative Care -Surgical Infections - Wound Management - Acute Abdomen - Appendicitis. - Small and large Bowel Obstruction - Breast Cancer - Obstructive jaundice - Anorectal Disorders - Abdominal Wall Hernias - Thyroid disease - Peptic ulcer - Varicose vein and DVT 	4% for each
Student signature			Principle coordinator signature	Head of the department signature

General surgery

A-Clinical case log

S.N.	Diagnosis of case	Level of participation *	Location	Signature of supervisor
163-				
164-				
165-				
166-				
167-				
168-				
169-				
170-				
171-				
172-				
173-				
174-				
175-				
176-				

* Level of participation

A- Carry out

B- Carry out under supervision

C- Observe.

A-Clinical case log

S.N.	Diagnosis of case	Level of participation*	Location	Signature of supervisor
177-				
178-				
179-				
180-				
181-				
182-				
183-				
184-				
185-				
186-				
187-				
188-				
189-				
190-				
191-				
192-				

* Level of participation

A- Carry out

B- Carry out under supervision

C- Observe.

B- Clinical case presentation log

S.N.	Diagnosis of case	Level of participation *	Location	Signature of supervisor
51-				
52-				
53-				
54-				
55-				
56-				
57-				
58-				
59-				
60-				
61-				
62-				
63-				
64-				
65-				

* Level of participation

A- Carry out

B- Carry out under supervision

C- Observe.

C- Rotation and attendance in Units

Date	Unit	Duration	Signature of supervisor

D- Emergency and trauma unit of surgery attendance log:

S.N.	Date	Supervisor	Signature
39.			
40.			
41.			
42.			
43.			
44.			
45.			
46.			
47.			
48.			
49.			
50.			
51.			
52.			
53.			
54.			
55.			

* Level of participation

A- Carry out

B- Carry out under supervision

C- Observe.

Course 1 1

Unit 2;


Orthopedic

surgery related

to family

medicine

Requirements:

 **Formal Teaching 0,375CP (12.5%), practical 1.875CP (62.5 %), Self-directed and assignments 0.75CP (25%). Total 3CP (100%)**

Name of the course	Credit Point 0,375 CP	Responsible department	Attendance 6h	Percentage of Achieved points
Orthopedic surgery related to family medicine	0.094 CP	Orthopedic department	1.5hours <ul style="list-style-type: none"> • Neck pain • Low back pain • Shoulder problems • Elbow problems Wrist and hand problems 	25%
	0.094 CP		1.5hours <ul style="list-style-type: none"> • Hip and pelvis problems • Ankle and foot problems • Rickets and osteomalacia • Osteoporosis and treatment options 	25%
	0.094 CP		1.5 hours <ul style="list-style-type: none"> • Osteoarthritis • Rheumatoid arthritis • Crystal-induced arthritis 	25%

	0.094 CP		<p>1.5 hours</p> <ul style="list-style-type: none"> • Tiredness and chronic fatigue syndrome • Arthritis in children • Developmental dysplasia of the hip(DDH) 	25%
Student signature			<p>Principle coordinator signature</p>	Head of the departmen t signature

1- Proof of lecture attendance:

S.N.	Lecture title	Lecturer name	Date	Signature

(1.875CP for training)

Clinical training	Credit Point 1.875CP	Responsible department	Attendance	Percentage of Achieved points
Clinical training in orthopedics related to family medicine	0.624CP	Orthopedic department	<p align="center"><u>1h/w/15 wk</u></p> <p>Practice with clinical cases in Orthopedic surgery Department for at least 1 week and interpretation of their different radiologic patterns and related laboratory investigation. Ø Attendance of clinical rounds with staff Ø Procedures log as mentioned below:</p> <ul style="list-style-type: none"> o Complete joint and spine examination o Appropriate use and interpretation of Xrays in orthopedic problems. o Aspiration and injection of joint. o Detection of skeletal deformities <p>**Order the following non invasive diagnostic procedures</p> <ul style="list-style-type: none"> · Diagnostic radiology · CBC · Inflammatory markers (ESR + CRP) · Culture & sensitivity · Other blood tests related to joint diseases · Nerve conduction velocity · Electromyography 	33.3%
	0.624CP		<p>Attendance of at Least one week in the Outpatient clinic Log of cases</p> <ul style="list-style-type: none"> • Neck pain • Low back pain • Shoulder problems • Elbow problems • Wrist and hand problems • Hip and pelvis problems 	33.3 %

			<ul style="list-style-type: none"> • Ankle and foot problems • Rickets and osteomalacia • Osteoporosis and treatment options • Osteoarthritis • Rheumatoid arthritis • Crystal-induced arthritis • Tiredness and chronic fatigue syndrome • Arthritis in children • Developmental dysplasia of the hip(DDH) <p>Order the related non invasive diagnostic procedures</p>	
	0.624CP		<p>* Attendance of at least 1 week in Emergency Trauma unit.</p> <p>Procedures log as mentioned below:</p> <ul style="list-style-type: none"> o Complete joint and spine examination o Appropriate use and interpretation of X rays in orthopedic problems. o Aspiration and injection of joint. o Detection of skeletal deformities <p>**Order the related non-invasive diagnostic procedures</p>	33 %
	0.0018CP		Formative assessment (MCQ)	0.1 %
Student signature			Principle coordinator signature	Head of the department signature

A-Clinical case log in the orthopedic department

S.N.	Diagnosis of case	Level of participation *	Location	Signature of supervisor
265-				
266-				
267-				
268-				
269-				
270-				
271-				
272-				
273-				
274-				
275-				
276-				
277-				
278-				
279-				
280-				
281-				
282-				
283-				

284-				
285-				
286-				
287-				
288-				
289-				
290-				
291-				
292-				
293-				
294-				
295-				
296-				
297-				
298-				
299-				
300-				
301-				

* Level of participation

A- Carry out

B- Carry out under supervision

C- Observe.

B- Clinical case presentation log in outpatient clinic

S.N.	Diagnosis of case	Level of participation *	Location	Signature of supervisor
1-				
2-				
3-				
4-				
5-				
6-				
7-				
8-				
9-				
10-				
11-				
12-				
13-				
14-				
15-				
16-				
17-				

S.N.	Diagnosis of case	Level of participation *	Location	Signature of supervisor
18-				
19-				
20-				
21-				
22-				
23-				
24-				
25-				
26-				
27-				
28-				
29-				
30-				
31-				
32-				
33-				
34-				
35-				
36-				
37-				

* Level of participation

A- Carry out

B- Carry out under supervision

C- Observe.

C- Rotation and attendance in Trauma Unit

S.N.	Diagnosis of case	Level of participation *	Location	Signature of supervisor
1-				
2-				
3-				
4-				
5-				
6-				
7-				
8-				
9-				
10-				
11-				
12-				
13-				
14-				
15-				
16-				
17-				
18-				
19-				
20-				

S.N.	Diagnosis of case	Level of participation *	Location	Signature of supervisor
21-				
22-				
23-				
24-				
25-				
26-				
27-				
28-				
29-				
30-				
31-				
32-				
33-				

S.N.	Diagnosis of case	Level of participation *	Location	Signature of supervisor
34-				
35-				
36-				
37-				
38-				
39-				
40-				

* Level of participation

A- Carry out

B- Carry out under supervision

C- Observe.

Course 12

Unit 1:

Otolaryngology (ENT)
surgery related to
family medicine

Requirements

✚ Formal Teaching 0,375CP (12.5%), practical 1.875CP (62.5 %), Self-directed and assignments 0.75CP (25%). Total 3CP(100%)

🔴 Requirements (0,375CP for didactic)

Name of the course	Credit points	Responsible department	Attendance 5h	Percentage of Achieved points
Otolaryngology (ENT) surgery	0,375CP 0.025CP For each	Otolaryngology (ENT) surgery department	(20min) for each <ul style="list-style-type: none"> • Common cold – influenza • Pharyngitis- tonsillitis • Hoarseness and stridor • Sinusitis- Allergic Rhinitis • Earache – otitis externa • Otitis media • Deafness- Tinnitus • Vertigo • Epistaxis • Dysphagia • Tracheostomy • Adenoids • Caustic ingestion • Foreign bodies : (in nose – in the ear – swallowed F.B- inhaled F.B) • Bell's palsy 	0.06% for each
Student signature			Principle coordinator signature	Head of the department signature

Proof of lecture attendance:

S.N.	Lecture title	Lecturer name	Date	Signature
60.				
61.				
62.				
63.				
64.				
65.				
66.				
67.				
68.				
69.				

1.875CP for training year 3

Name of the course	Credit Point 1.875CP	Responsible department	Attendance	Percentage of Achieved points
Otolaryngology (ENT) surgery	0.938CP	Otolaryngology (ENT) surgery department	<p><u>2h/w/15 wk</u> training in Otolaryngology (ENT) surgery department and outpatient clinics including the following:</p> <p>- Proper management of the following conditions: (2weeks)</p> <ul style="list-style-type: none"> • Common cold – influenza • Pharyngitis- tonsillitis • Hoarseness and stridor • Sinusitis- Allergic Rhinitis • Earache – otitis externa • Otitis media • Deafness- Tinnitus • Vertigo • Epistaxis • Dysphagia • Tracheostomy • Adenoids • Caustic ingestion • Foreign bodies : (in nose – in the ear – swallowed F.B- inhaled F.B) • Bell's palsy <p>-Perform the following non invasive& invasive therapeutic procedures</p> <p>-Ear wax removal.</p> <p>–Nasal packing for control epistaxis.</p> <p>-Removal of foreign body from nose and external ear.</p> <p>-Tracheostomy and care patient with</p>	<p style="text-align: center;">50%</p> <p style="text-align: center;">0.2% for each</p>

	0.938CP		Tracheostomy. -Audiogram	50% 0.4% for each
Student signature			Principle coordinator signature	Head of the department signature

A-Clinical case log

S.N.	Diagnosis of case	Level of participation *	Location	Signature of supervisor
193-				
194-				
195-				
196-				
197-				
198-				
199-				
200-				
201-				
202-				
203-				
204-				
205-				
206-				
207-				
208-				
209-				
210-				

* Level of participation

A- Carry out

B- Carry out under supervision

C- Observe.

A-Clinical case log

S.N.	Diagnosis of case	Level of participation *	Location	Signature of supervisor
211-				
212-				
213-				
214-				
215-				
216-				
217-				
218-				
219-				
220-				
221-				
222-				
223-				
224-				
225-				
226-				
227-				
228-				

* Level of participation

Course 12

Unit 2:

**Ophthalmology related to family
medicine**

Requirements

✚ Formal Teaching 0,375CP (12.5%), practical 1.875CP (62.5 %), Self-directed and assignments 0.75CP (25%). Total 3CP (100%)

✚ Minimal rate of attendance 80% of didactic and training.

Requirements (0,375CP for didactic) year 3

Name of the course	Credit points	Responsible department	Attendance	Percentage of Achieved points
Ophthalmology	0,375CP 0.038CP For each	Department of Ophthalmology	<p>5 hours 30min for each</p> <ul style="list-style-type: none"> - Red eye - Impaired vision and eye pain - common visual disturbances - Cataract - Glaucoma - Exophthalmos - Retinopathy due to systemic diseases - Abnormal ocular mobility-strabismus (especially in children) - Ocular emergencies (eye trauma, burns or corneal ulceration) - -VISION SCREENING AND OCULAR EXAMINATION 	10% for each
Student signature		Principle coordinator signature		Head of the department signature

Proof of lecture attendance:

S.N.	Lecture title	Lecturer name	Date	Signature
70.				
71.				
72.				
73.				
74.				
75.				
76.				
77.				
78.				
79.				

1.875CP for training

Name of the course	Credit Point	Responsible department	Attendance	Percentage of Achieved points
Course 12; unit 1; Ophthalmology related to family medicine	<u>1.875CP</u> <u>0.938CP</u>	Department of Ophthalmology	2h/week/15 weeks training in Ophthalmology department including the following: Practice in the Ophthalmology department in: - Direct battery hand-held ophthalmoscope - Hand-held flash light for ophthalmic exam - Snellen's chart - Tumbling E. for adult - Allen's figures for children - Pin hole disc - Corneal foreign body removal - Visual field examination. - Proper funduscopy examination	<u>50%</u> 6.25% For each
	<u>0.938CP</u>		Practice in the department 1h/day /2week in Ophthalmology department including the following case log Log of 2 cases - Red eye - Impaired vision and eye pain - common visual disturbances - Cataract - Glaucoma - Exophthalmos - Retinopathy due to systemic diseases - Abnormal ocular mobility (especially in children) - Ocular emergencies (eye trauma, burns or corneal ulceration) - Other common ophthalmologic condition seen in primary care setting	50% 5% for each
Student signature		Principle coordinator signature		Head of the department signature

A-Clinical case log

S.N.	Diagnosis of case	Level of participation *	Location	Signature of supervisor
229-				
230-				
231-				
232-				
233-				
234-				
235-				
236-				
237-				
238-				
239-				
240-				
241-				
242-				
243-				
244-				
245-				
246-				

* Level of participation

Procedure log

[illegible]

* Level of participation

A- Carry out


B- Carry out under supervision


C- Observe.

Course 12

Unit 3:

**Urology related to
family medicine**

 **Formal Teaching 0,25CP (12.5%), practical 1.25CP (62.5 %), Self-directed and assignments 0. 5CP (25%). Total 2CP (100%)**

 Minimal rate of attendance 80% of didactic and training.

Requirements (0,25CP for didactic)

Name of the course	Credit Point	Responsible department	Attendance	Percentage of Achieved points
Unit 3; Urology related to family medicine	0,25CP 0.031CP For each	Urology department	4 hours (30 min for each) <ul style="list-style-type: none"> ● Renal stones ● Haematuria, bladder and renal cancer ● Urinary tract infection ● Incontinence of urine ● Urinary tract obstruction- obstructive anuria ● Benign prostatic hypertrophy and Prostate cancer treatment ● Testicular disease ● Acute scrotum 	12.5% For each
Student signature		Principle coordinator Signature		Head of the department signature

Proof of lecture attendance:

S.N.	Lecture title	Lecturer name	Date	Signature
80.				
81.				
82.				
83.				
84.				
85.				
86.				

1.25CP for training

Name of the course	Credit Point	Responsible department	Attendance	Percentage of Achieved points
Urology related to family medicine	1.25CP 0.125CP For each	Urology department	<p>2h/w/15 weeks training in urology department and outpatient clinics including the following:</p> <p>Proper management of the following conditions:</p> <ul style="list-style-type: none"> - Renal stones - Haematuria - Urinary tract infection - Incontinence of urine - Urinary tract obstruction - Testicular disease - Rapid assessment of emergencies in Urology - Abdominal US - Incision and drainage of superficial abscesses - Urethral catheterization 	10% for each
Student signature		Principle coordinator Signature		Head of the department signature

A-Clinical case log

S.N.	Diagnosis of case	Level of participation *	Location	Signature of supervisor
247-				
248-				
249-				
250-				
251-				
252-				
253-				
254-				
255-				
256-				
257-				
258-				
259-				
260-				
261-				
262-				
263-				

A-Clinical case log

S.N.	Diagnosis of case	Level of participation *	Location	Signature of supervisor
264-				
265-				
266-				
267-				
268-				
269-				
270-				
271-				
272-				
273-				
274-				
275-				
276-				
277-				
278-				
279-				
280-				
281-				

* Level of participation

A- Carry out

B- Carry out under supervision

C- O



Other Relevant Activities



In this part please document any other activities you attend or participate in

1- proof of participation in other relevant activities:

	Task	Title	Date	Signature
1-	Public health related conference			
2-	Supervision of student research work			
3-	Teaching elsewhere			
4-	Attend courses not previously specified			
5-	Attend or conduct workshop not specified elsewhere			
6-	Participate in projects			
7-	Assisting in rotation administration			
8-	Assisting in preparation for written and oral exams			
9-	Assessment of students' practical notes			
10-	Participating in any other students' activity			
11-	Others			

Postgraduate student's program Rotation in training assessment




* *Name:*




* *Period of training From:*




To:

* *Site:*

***Rotation**

General skills	could not judge (0)	strongly disagree(1)	 (3) (2)		 (4) (5)		 (6)	strongly agree (7)
Perform practice-based improvement activities using a systematic methodology (share in audits and risk management activities and use logbooks).								
Appraises evidence from scientific studies.								
Conduct epidemiological studies and surveys.								
Perform data management including data entry and analysis and using information technology to manage information, access on-line medical information; and support their own education.								

General skills	could not judge (0)	strongly disagree(1)	 (2) (3)		 (4) (5)		 (6)	strongly agree (7)
Facilitate learning of students other health care professionals including their evaluation and assessment.								
Maintain therapeutic and ethically sound relationship with patients.								
Elicit information using effective nonverbal, explanatory, questioning, and writing skills.								
Provide information using effective nonverbal, explanatory, questioning, and writing skills.								
Work effectively with others as a member of a health care team or other professional group.								
Demonstrate respect, compassion, and integrity; a responsiveness to the needs of patients and society.								
Demonstrate a commitment to ethical principles including provision or withholding of clinical care, confidentiality of patient information, informed consent, business practices.								

General skills	could not judge (0)	strongly disagree(1)	 (2) (3)		 (4) (5)		 (6) (7)	
Demonstrate sensitivity and responsiveness to patients' culture, age, gender, and disabilities.								
Work effectively in relevant health care delivery settings and systems including good administrative and time management								
Practice cost-effective health care and resource allocation that does not compromise quality of care.								
Assist patients in dealing with system complexities.								

Course 1: Elective Course

Requirements

● **Credit points:** 1 credit hour

● Minimal rate of attendance is 80% of lectures and training

Name of the elective course: -----

Elective Course 1 Lectures

Date	Attendance	Topic	Signature

Elective Course 1 Practical skills

Date	Attendance	Topic	Signature

MCQ Assessment

[illegible]

*Degree

A- Excellent

B- Very good

C- Good

D- Pass

Academic activities

Lecture, journal club, conference, workshop

Activity	Your role **	Date	Signature supervisor	of

** Your role:-

A- Attendance

B- Organization

C- Presentation

Formative assessment

[illegible]

Formative assessment

[illegible]

الرسائل العلمية

عنوان الرسالة

عربي : _____

انجليزي : _____

المشرفون : _____

1-

2-

3

4-

تاريخ القيد لدرجة : / / 200

تاريخ التسجيل الموضوع:

المتابعة الدورية :

التاريخ	ما تم انجازه من برتول البحث	المتبقي	توقيع المشرفين

Declaration

Course Structure Mirror	Responsible (Module) Coordinator Name:	Signature	Date
1st part:			
Course 1			
Course 2			
Course 3			
Course 4			
Course 5:			
Course 6:			
Unit 1			
Unit 2			
<u>2nd part</u>			
• Course 7			
• Course 8			
• Module .1			
• Module .2			
• Course 9			
• Course 10			
Course 11:			
Module 11.1			
Module 11.2			

Course 12			
Module12.1			
Module12.2			
Module12.3			
Summer campaign			
Other activities			
Elective course1			
- Master Degree Thesis Acceptance Date:			
- Fulfillment of required credit points prior to final examination			
Coordinator of Program: - Principle Coordinator.			
Director of Program: Head of Department			

يعتمد ،

رئيس مجلس القسم

ا.د.